

FOR THE LIFE OF THE
WORLD



FOR KIDS



7-WEEK *Series*



© 2017 For the Life of the World

Published by Acton Institute
98 E. Fulton Street
Grand Rapids, MI 49503
www.acton.org

Permissions

You are permitted and encouraged to reproduce and distribute this material in any format provided that you do not alter the wording in any way and do not charge a fee beyond the cost of reproduction. For web posting, a link to this document on our website is required. Any exceptions to the above must be approved by Acton Institute.

Please include the following statement on any distributed copy:
© Acton Institute. Website: acton.org

Written and Edited by
Julie A. Churchwell

Designed by
Drew Caperton



How to Use This Curriculum

Markers and Badges

Icons: Each Grade Each Series

3rd-6th Grade

1st-2nd Grade

K4-K5

How To Use This Curriculum

1. **Watch the videos first!** I know this would be an easy step to do away with, but please do not skip it. In order for you to know what the students are to learn, watching the videos is an essential step.
2. **Know your audience.** If you are the teacher, you probably already do! We will be covering some thought-provoking topics, and you are the one to guide the students.
3. **Regular Italics is only used for teacher's notes and Scripture.** Teacher's notes provide sample answers, or help you through transitions, and should not be read aloud. Scripture should be read aloud.
4. **Bold Italics is used for questions only.** This brings your attention to the parts that help the children connect through discussion.
5. **This curriculum is divided into 3 age groups:** K4-K5, 1st-2nd grade, and 3rd-6th grade. Each is geared toward meeting the children at their academic level, and uses their strengths in the lessons. The lessons are very straightforward so the teacher can simply read them. They can also be expounded upon by the teacher with ease.

Markers and Badges



Passage: This is the main Bible verse(s) the lesson focuses on.



Principle: This is the main point of the lesson.

K4-K5

7-WEEK Series

Lesson Badge: This helps you keep track of which lesson you're teaching. It includes the grade level, corresponding icon, and series (either 7-week or 14-week).



How to
Use This
Curriculum

Markers and
Badges

Icons: Each
Grade Each
Series

3rd-6th Grade

1st-2nd Grade

K4-K5

Icons: Each Grade Each Series

Each set of age groups has a 7-week and a 14-week series and each receive their own logo that appears within their badge:



K4-K5



1ST-2ND



3RD-6TH



K4-K5



1ST-2ND



3RD-6TH

7-WEEK Series

14-WEEK Series

3rd-6th Grade

These lessons are set up in a **small-group style**. Students are encouraged to answer questions and participate fully in the discussions.

Principle: Try to read this principle and repeat it often through the lesson.

Bible Look-Up: Yes, it is just as it sounds. Students are asked to look up passages of Scripture. While this may take some patience from you as a teacher, it is worth it as the students see that they can use the Word of God as a guide for their own lives. Please don't skip this step.

Prompt: These are questions or videos to promote discussion among the students.

Activity: These are suggestions for how to apply the information to the lives of the students in tangible ways. Feel free to use the suggestions, or come up with your own applications. This curriculum is meant to be a launching pad for how to use our gifts For the Life Of the World.

Memory Verse: There is a memory verse as well as a memory verse sheet for each topic: Exile, Love, Creative Service, Order, Wisdom, Wonder and Church.

Verse Sheets: There is one verse sheet for each topic presented in the For the Life of the World (FLOW) series: Exile, Love, Creative Service, Order, Wisdom, Wonder and Church.



How to
Use This
Curriculum

Markers and
Badges

Icons: Each
Grade Each
Series

3rd-6th Grade

■ 1st-2nd Grade

K4-K5

1st-2nd Grade

This age group is a **diverse mix**, you may have some students who read fluently, and others who have not mastered this skill yet.

Principle: This is the main point of the lesson, try to look at this principle and repeat it often through the lesson. For the 1st and 2nd grades, the principle is repeated throughout the lesson, look for it in **bold print**.

Bible Reading: Most Bible passages in the 1st and 2nd grade curriculum are quoted directly. However, longer passages are referenced and then re-told in an approachable style. Feel free to read verses from a Bible; this informs the students that Bible lessons don't just come from a book, we can read about them in God's Word.

Prompt: These are questions or videos from the Extras DVD. They are meant to bring further understanding to the subject at hand.

Practice: These are suggestions for how to apply the information to the lives of the students in tangible ways. Feel free to use the suggestions, or come up with your own applications. This curriculum is meant to be a launching pad for how to use our gifts For the Life Of the World.

Activities: The 1st and 2nd grade curriculum relies more heavily on activities to further the understanding of the lesson. These are a fun addition to a thoughtful lesson.

Memory Verses: Memory Verses are acted out at the end of each lesson. Don't be afraid to do this a few times during your class.

Coloring Pages and Verse Sheets: These are available for each section of lessons. There is one Verse Sheet and one Coloring Page for Exile, Love, Creative Service, Order, Wisdom, Wonder, and Church. (For the 14 week curriculum, you would send home a Coloring Sheet the first week and the Verse Sheet the next week. For the 7 week curriculum, you would send them both home the same week.)



How to
Use This
Curriculum

Markers and
Badges

Icons: Each
Grade Each
Series

3rd-6th Grade

1st-2nd Grade

■ K4-K5

K4-K5

This is an age group to keep active. If there is something to act out in the story, act it out! The students will love to move about as they explore God's Word.

In this group you may have some students who can read, but most will not be able to. There are quite a few "big words" in these lessons; do not let that scare you. Your students may surprise you with their ability to understand these new concepts!

Principle: This is the main point of the lesson, try to look at this principle and repeat it often through the lesson. In the K4-K5 lessons, the principle is repeated throughout the lesson, look for it in bold print.

Bible Reading: Most Bible passages in the K-4 K-5 curriculum are quoted. Longer passages however, are referenced and then re-told in an approachable style. Feel free to read verses from a Bible, this informs the students that Bible lessons don't just come from a book, we can read about them in God's Word. This age group loves to act out a story.

Prompt: These are questions or videos from the Extras DVD. They are meant to bring further understanding to the subject at hand.

Practice: These are suggestions for how to apply the information to the lives of the students in tangible ways. Feel free to use the suggestions, or come up with your own applications. This curriculum is meant to be a launching pad for how to use our gifts For the Life Of the World.

Activities: The K-4 K-5 curriculum relies more heavily on activities to further the understanding of the lesson. These are a fun addition to a thoughtful lesson. Some of the lessons even include directions for acting out the story.

Memory Verses: Memory Verses are acted out at the end of each lesson. Don't be afraid to do this a few times during your class.

Coloring Pages and Verse Sheets: these are available for each section of lessons. There is one Verse Sheet and one Coloring Page for Exile, Love, Creative Service, Order, Wisdom, Wonder, and Church. (For the 14 week curriculum, you would send home a Coloring Sheet the first week and the Verse Sheet the next week. For the 7 week curriculum, you would send them both home the same week.)

Have fun! Enjoy exploring God's Word and His World together.



7-WEEK *Series*

Coloring pages and verse cards directly follow the week they support



Kindergarten
K4-K5

- K4-K5 Week 1: God Made Us to Bless the World
- K4-K5 Week 2: God Blesses Families to be a Blessing
- K4-K5 Week 3: Our Work is a Gift to the World
- K4-K5 Week 4: God's Order Helps Us Live Together
- K4-K5 Week 5: Wisdom Helps Us to See God
- K4-K5 Week 6: God Made Us to Wonder at His Love
- K4-K5 Week 7: The Church is Family Living God's Purposes



1ST-2ND
Grade

- 1st-2nd Week 1: God Made Us to Bless the World
- 1st-2nd Week 2: God Blesses Families to be a Blessing
- 1st-2nd Week 3: Our Work is a Gift to the World
- 1st-2nd Week 4: God's Order Helps Us Live Together
- 1st-2nd Week 5: Wisdom Helps Us to See God
- 1st-2nd Week 6: God Made Us to Wonder at His Creation
- 1st-2nd Week 7: The Church is Family Living God's Purposes



3RD-6TH
Grade

- 3rd-6th Week 1: God Made Us to Bless the World
- 3rd-6th Week 2: God Blesses Families to be a Blessing
- 3rd-6th Week 3: Our Work is a Gift to the World
- 3rd-6th Week 4: God's Order Helps Us Live Together
- 3rd-6th Week 5: Wisdom Helps Us to See God
- 3rd-6th Week 6: God Made Us to Wonder at His Creation
- 3rd-6th Week 7: The Church is Family Living God's Purposes



K4-K5

7-WEEK Series



God Made Us to Bless the World



Passage

Jeremiah 29:4-14



Principle

God told the Israelites to be a blessing during their exile, in that same way, we can be blessings to others here on earth even though our home is in heaven.

Activity

Vocabulary

Memory Verse

Bible Reading:
The Story of
Daniel

Bible Reading:
Jer. 29:4-7

Bible Reading:
Jer. 29:11 and
Jer. 32:37-38

Bible Reading:
Philp. 3:20

Review
Memory Verse

Prayer
Requests

Activity

With permission, take your students on a journey, take them quietly through the church and away from the classroom, if possible, do part of the lesson "in exile." Once the students learn, what an exile is, you could return to your class, or do your whole lesson "in exile."

Vocabulary

Oikonomia (Oy-kon-om-ee'-ah): House management or stewardship; how our spheres of life - Family, Church, personal relationships - fit into God's economy for the world.

Welfare: the health, happiness, and fortunes of a person or group

Exile: the state of being barred from one's native country, typically for political or punitive reasons

Prompt: Every time the teacher says "exile," have the children put their hands in an "X" to help them remember the word "exile."



Week 1^{of} 7



God Made Us to Bless the World

Activity

Vocabulary

Memory Verse

Bible Reading:
The Story of
Daniel

Bible Reading:
Jer. 29:4-7

Bible Reading:
Jer. 29:11 and
Jer. 32:37-38

Bible Reading:
Philp. 3:20

Review
Memory Verse

Prayer
Requests

Memory Verse

Jeremiah 29:7 *But seek the welfare of the city where I have sent you into exile, and pray to the Lord on its behalf, for in its welfare, you will find your welfare.*

Prompt: *Do you know what City you live in?*

Have you ever moved to a new place? Or have you ever had to go someplace new, where you didn't know anyone? How did you feel?

This week we will be talking about the Israelites, when they were taken captive and were exiles in Babylon.

What is an exile? A person forced to leave their country and made to live in another country. Can you imagine being forced to leave your country?

Bible Reading The Story of Daniel

Daniel 1:4-7

King Nebuchadnezzar took many young men who were wise, good looking, and had courtly manners and brought them to his palace.

What were some of the names of the exiles? (Daniel, Hananiah, Mishael, and Azariah – their Hebrew names) or (Belteshazzar, Shadrach, Meshach and Abednego – their Babylonian names) **Have you heard any of those names before?**

How would you have felt in this situation, away from your home, everything you ever knew? Let the kids go around the room and answer. **Would you have been afraid? Would you be angry at being taken away from your home and family, and given new names? How would you spend your time? Do you think you would want to help the people who made you leave your home?**



Week 1^{of} 7



God Made Us to Bless the World

Activity

Vocabulary

Memory Verse

Bible Reading:
The Story of
Daniel

Bible Reading:
Jer. 29:4-7

Bible Reading:
Jer. 29:11 and
Jer. 32:37-38

Bible Reading:
Philp. 3:20

Review
Memory Verse

Prayer
Requests

Bible Reading (cont'd) The Story of Daniel

Daniel, Shadrach, Meshach and Abednego showed the Babylonians that though they could not take part in everything that Babylon had to offer, they would do their best to serve the king. God gave the four men wisdom and understanding, and they served Nebuchadnezzar. They sought the welfare of their new city.

How did God expect the Israelites to behave in Exile? What was his Oikonomia for living in a foreign country?

Bible Reading Jeremiah 29:4-7

Thus says the Lord of hosts, the God of Israel to all the exiles whom I have sent into exile from Jerusalem to Babylon: Build houses and live in them; plant gardens and eat their produce. Take wives and have sons and daughters; take wives for your sons, and give your daughters in marriage, that they may bear sons and daughters; multiply there and do not decrease. But seek the welfare of the city where I have sent you into exile, and pray to the Lord on its behalf, for in its welfare you will find your welfare.

God wanted the Israelites to build houses, get married, have children, and seek the welfare of the city.

The Israelites would not be exiles forever, but God had a job for them even when they were in exile.



Week 1^{of} 7



God Made Us to Bless the World

Activity

Vocabulary

Memory Verse

Bible Reading:
The Story of
Daniel

Bible Reading:
Jer. 29:4-7

Bible Reading:
Jer. 29:11 and
Jer. 32:37-38

Bible Reading:
Philp. 3:20

Review
Memory Verse

Prayer
Requests

Bible Reading

Jeremiah 29:11 and Jeremiah 32:37-38

Jeremiah 29:11 *For I know the plans I have for you declares the LORD, plans for welfare and not for evil, to give you a future and a hope.*

Jeremiah 32:37-38 *Behold I will gather them from all the countries to which I drove them in my anger and my wrath and in great indignation. I will bring them back to this place, and I will make them dwell in safety. And they shall be my people and I will be their God.*

God gives his exiles hope. **As followers of Jesus, our true home is heaven, but where do we live right now? (on earth) Do you think that makes us exiles?**

Bible Reading

Philippians 3:20

Philippians 3:20 *But our citizenship is in heaven and from it we await a Savior the Lord Jesus Christ*

Heaven is the country where we belong and where we will join Jesus one day. That makes us exiles living here on earth.

What does God want us to do with our lives until we go to Heaven?
Wait around? Stay in bed? Plant a garden?...

Review Memory Verse

Jeremiah 29:7 (with hand motions)

But seek the welfare of the city where I have sent you into exile...
(ASL sign for "seek," one hand next to eyes as if holding a pair of binoculars, bring hand around face)



Week 1^{of} 7



God Made Us to Bless the World

Activity

Vocabulary

Memory Verse

Bible Reading:
The Story of
Daniel

Bible Reading:
Jer. 29:4-7

Bible Reading:
Jer. 29:11 and
Jer. 32:37-38

Bible Reading:
Philp. 3:20

Review
Memory Verse

Prayer
Requests

Review Memory Verse (cont'd)

and pray to the Lord on its behalf
(hands folded as if in prayer)

for in its welfare, you will find your welfare
(ASL sign for "good," right hand palm toward mouth bring forward and down to left hand palm facing upward)

Prompt: What does seeking the welfare of the city mean? (it is seeking the good of those around us, those who we live next to and work with)

How do we seek the welfare of the city? Some ideas? We can seek the welfare of our city through our families, our work, our creative service, our hospitality, the wisdom that comes from God, and the wonder of the world. We can also be part of God's oikonomia for the world, seeking the welfare of our city through His church. We come to church to learn God's word and seek together to obey it. Talk with your parents about how you can seek the welfare of your city.

Teacher's Note: Children in this age group may or may not know the name of their city. Be sure to mention the name of your city quite a few times during the lesson.


Prayer Requests

One way that we care for each other in our church community is that we pray for one another. Remember to pray for the welfare of your city.

TEACHER'S NOTE: Have a notebook ready to record the requests. You'll be able to pray for kids at home and have a diary of the years' prayer requests.



I am praying for the welfare of my city.



My city is _____.



Oikonomia- House management or stewardship, how our spheres of life, family, church, government, and personal relationships fit into God's economy.

Memory Verse - Exile

Jeremiah 29:7

But seek the welfare of the city where I have sent you into exile, and pray to the Lord on its behalf, for in its welfare, you will find your welfare.



Memory Verse - Exile

Jeremiah 29:7

But seek the welfare of the city where I have sent you into exile, and pray to the Lord on its behalf, for in its welfare, you will find your welfare.



Memory Verse - Exile

Jeremiah 29:7

But seek the welfare of the city where I have sent you into exile, and pray to the Lord on its behalf, for in its welfare, you will find your welfare.



Memory Verse - Exile

Jeremiah 29:7

But seek the welfare of the city where I have sent you into exile, and pray to the Lord on its behalf, for in its welfare, you will find your welfare.



Memory Verse - Exile

Jeremiah 29:7

But seek the welfare of the city where I have sent you into exile, and pray to the Lord on its behalf, for in its welfare, you will find your welfare.



Memory Verse - Exile

Jeremiah 29:7

But seek the welfare of the city where I have sent you into exile, and pray to the Lord on its behalf, for in its welfare, you will find your welfare.



Memory Verse - Exile

Jeremiah 29:7

But seek the welfare of the city where I have sent you into exile, and pray to the Lord on its behalf, for in its welfare, you will find your welfare.



Memory Verse - Exile

Jeremiah 29:7

But seek the welfare of the city where I have sent you into exile, and pray to the Lord on its behalf, for in its welfare, you will find your welfare.



Memory Verse - Exile

Jeremiah 29:7

But seek the welfare of the city where I have sent you into exile, and pray to the Lord on its behalf, for in its welfare, you will find your welfare.





K4-K5

7-WEEK Series



God Blesses Families to be a Blessing



Passage

Genesis 12:1-6; 17:7



Principle

Just as God used Abraham's family to bless the entire world, he can bless our families to be a blessing.

Memory Verse

Vocabulary

Activity

Bible Reading:
Gen. 12:1-3

Bible Reading:
Gen. 12:4-6

Bible Reading:
Gen. 17:7

Bible Reading:
Deut. 6:6-7

Review
Memory Verse

Praise

Memory Verse

Mark 12:30-31 *And you shall love the Lord your God with all your heart and with all your soul, and with all your mind and with all your strength. The second is this: You shall love your neighbor as yourself. There is no other commandment greater than these.*

Vocabulary

Covenant: a formal and serious agreement or promise

Offspring: a person's child

Generations: a group of people born and living during the same time (in this case it is throughout their generations, any generations to follow).

Prompt: Watch the Team Z video from Extras disc, Episode 2, Module 2

Does the Z family think they are special? No, they are just a regular family that made it their task to bless each other, and the people around them.

Today we are going to study another family that God blessed so they could bless others. We will be studying Abram.



Week 2^{of} 7



God Blesses Families to be a Blessing

Memory Verse

Vocabulary

Activity

Bible Reading:

Gen. 12:1-3

Bible Reading:

Gen. 12:4-6

Bible Reading:

Gen. 17:7

Bible Reading:

Deut. 6:6-7

Review

Memory Verse

Praise

Activity (optional)

Obey and Be Blessed.

Materials needed: "treasure": snacks, small toys, erasers, etc.

Directions: Before class, hide a treasure (snack, small toy, erasers, etc.) somewhere in the room. Write down or think of directions to give the class so that they are following your directions to get to the treasure. DO NOT TELL THEM THERE IS A PRIZE WAITING FOR THEM.

Simply have them follow your directions and lead them verbally to the prize. Example: Go to the far end of the room, now crawl back to the whiteboard, hold hands and skip around the table, now come back to me and look in the cupboard behind me.

Just like our story today, God told Abraham to go and Abraham obeyed. Abraham was promised a blessing, and received it, and now through His family, we will see God blessed us. God blesses families to bless others.

Now let's listen to the story of Abraham:

Bible Reading

Genesis 12:1-3

Now the LORD said to Abram, "Go from your country and your kindred and your father's house to the land that I will show you. And I will make of you a great nation, and I will bless you and make your name great, so that you will be a blessing. I will bless those who bless you, and him who dishonors you I will curse, and in you all the families of the earth shall be blessed."

What did God tell Abraham to do? What did God promise Abraham would happen? God told him to leave the place he was living and follow God to a land that God would show him. God promised that Abram/Abraham would be the father of a great nation!



Week 2^{of} 7



God Blesses Families to be a Blessing

Memory Verse

Vocabulary

Activity

Bible Reading:
Gen. 12:1-3

Bible Reading:
Gen. 12:4-6

Bible Reading:
Gen. 17:7

Bible Reading:
Deut. 6:6-7

Review
Memory Verse

Praise

Bible Reading Genesis 12:4-6

So Abram went, as the LORD had told him, and Lot went with him. Abram was seventy-five years old when he departed from Haran. And Abram took Sarai his wife, and Lot his brother's son, and all their possessions that they had gathered, and the people that they had acquired in Haran, and they set out to go to the land of Canaan.

Did Abram obey God? Was Abram a young man or an old man when he left Haran? Take time to illustrate to the children how old 75 is, use examples of parents and grandparents as reference points. Often children see anyone older than them as old, or really old. They need examples to see that Abraham was a grandpa age when God told him that he would make a great nation, and this meant having kids!

After Abram went to Canaan, God made a promise to Abram again!

Bible Reading Genesis 17:7

And I will establish my covenant between me and you and your offspring after you throughout their generations for an everlasting covenant, to be God to you and your offspring after you.

Did God keep his promise to give Abraham many descendants?
Yes! We remember that God Gave Abraham a son named Isaac.

God has a special love for families. His design for the family, how parents love their children and children love their parents is the first place we learn about what His love means. He desires that parents love Him and follow His commands and teach their children to love and serve Him.

Over 400 years later God commanded Abraham's great, great (many greats!) grandchildren the Israelites with these words:



Week 2^{of} 7



God Blesses Families to be a Blessing

Memory Verse

Vocabulary

Activity

Bible Reading:
Gen. 12:1-3

Bible Reading:
Gen. 12:4-6

Bible Reading:
Gen. 17:7

Bible Reading:
Deut. 6:6-7

Review
Memory Verse

Praise

Bible Reading Deuteronomy 6:6-7

Hear, O Israel: The LORD our God, the LORD is one. You shall love the LORD your God with all your heart and with all your soul and with all your might. And these words I command you today shall be on your heart. You shall teach them diligently to your children, and shall talk of them when you sit in your house, and when you walk by the way, and when you lie down and when you rise.

These words were so important that Jesus repeated them:

Review Memory Verse

Mark 12:30-31 *And you shall love the Lord your God with all your heart and with all your soul, and with all your mind and with all your strength. The second is this: You shall love your neighbor as yourself. There is no other commandment greater than these.*

1. **How does your family help you to Love the Lord your God with all of your heart, soul and mind?** Bring me to church, read the Bible, help me to understand God better, tell me about Jesus.

Who brings you to church?

2. **Can you practice the second part of the commandment at your own house?** In this case God is telling us to treat everyone around us as our neighbor and to love them as ourselves. **What are some ways God can use you to be a blessing to your family?**



Week 2^{of} 7



God Blesses Families to be a Blessing

Memory Verse

Vocabulary

Activity

Bible Reading:
Gen. 12:1-3

Bible Reading:
Gen. 12:4-6

Bible Reading:
Gen. 17:7

Bible Reading:
Deut. 6:6-7

Review
Memory Verse

Praise

Review Memory Verse (cont'd)

But what about that promise to Abraham? Did God keep it? Yes, he did! Through the Israelites (Abraham's Family) God sent His Son Jesus, who suffered and died so that we might be saved. God did not just provide for the salvation of the Israelite people, but gave His Son for all people of the earth. God promised to bless Abraham's family to be a blessing to others (see the Genealogy of Christ in Matthew 1), and He kept His promise.

What are some ways your family could be a blessing to others?

Mark 12:30-31 (with hand motions)

And you shall love (cross wrists across chest)

the Lord your God (point up)

with all your heart (cross wrists across chest)

and with all your soul, (cross wrists across chest)

and with all your mind (point to your head)

and with all your strength. (make strong man arms)


The second is this: (hold up 2 fingers)

You shall love your neighbor (cross wrists across chest)

as yourself. (point to self)

Praise

Sing "Father Abraham"



"...and in you all the families of the earth will be blessed."
Genesis 12:3

Memory Verse - Love

Mark 12:30

And you shall love the Lord your God
with all your heart and with all your soul,
and with all your mind and with all your
strength.



Memory Verse - Love

Mark 12:30

And you shall love the Lord your God
with all your heart and with all your soul,
and with all your mind and with all your
strength.



Memory Verse - Love

Mark 12:30

And you shall love the Lord your God
with all your heart and with all your soul,
and with all your mind and with all your
strength.



Memory Verse - Love

Mark 12:30

And you shall love the Lord your God
with all your heart and with all your soul,
and with all your mind and with all your
strength.



Memory Verse - Love

Mark 12:30

And you shall love the Lord your God
with all your heart and with all your soul,
and with all your mind and with all your
strength.



Memory Verse - Love

Mark 12:30

And you shall love the Lord your God
with all your heart and with all your soul,
and with all your mind and with all your
strength.



Memory Verse - Love

Mark 12:30

And you shall love the Lord your God
with all your heart and with all your soul,
and with all your mind and with all your
strength.



Memory Verse - Love

Mark 12:30

And you shall love the Lord your God
with all your heart and with all your soul,
and with all your mind and with all your
strength.



Memory Verse - Love

Mark 12:30

And you shall love the Lord your God
with all your heart and with all your soul,
and with all your mind and with all your
strength.





K4-K5

7-WEEK Series



Our Work is a Gift to the World



Passage

Genesis 39:1-6,22-23; 41:41, 46-49,57



Principle

When we do our work well for God, it is a gift to others as well.

Memory Verse

Activity

Activity

Bible Reading:
The Story of
Joseph

Bible Reading:
Gen. 39:22-23

Bible Reading:
Joseph in
Egypt

Review
Memory Verse

Activity

Memory Verse

Colossians 3:23 *Whatever you do, work heartily, as for the Lord and not for men.*

Activity

Watch "The Ungiving Tree" from the FLOW extras video, Episode 3, module 2. Guide them to the principle that God made us to be gift givers in our work.

Activity

Read Shel Silverstein's "The Giving Tree"

Prompt: *How was the tree in the book different than the one that was read in the video? What does this tree have to give? Fruit, leaves, bark, wood, all that it had left - the stump. Why do you think God made trees? What do you and a tree have in common? Or, how are you like a tree? God made you for a purpose too! To share your gifts with the world.*

Prompt: *What do you want to be when you grow up? Let us talk about a man who used his work as a gift to those around him.*



Week 3^{of} 7



Our Work is a Gift to the World

Memory Verse

Activity

Activity

Bible Reading:
The Story of Joseph

Bible Reading:
Gen. 39:22-23

Bible Reading:
Joseph in Egypt

Review
Memory Verse

Activity

Bible Reading

The Story of Joseph (Genesis 39:1-6)

Joseph was the favorite son in the family, this made his brothers angry.

Joseph was sold into slavery by his brothers, he was sold to a man named Potiphar an officer in Pharaoh's Army.

Do you think Joseph wanted to be a slave when he grew up?

No! Joseph worked hard, and God was with him. The LORD was with Joseph, and he became a successful man and he was in the house of his Egyptian master. Joseph did his work, and God blessed it. Potiphar noticed that God was with Joseph, and that Joseph's work helped his house. Potiphar trusted Joseph so much that he put Joseph in charge of his whole house. Joseph was using his work as a gift to his master. While Joseph was busy doing his work, a terrible thing happened Potiphar's wife lied about Joseph, and Joseph was sent to prison. ***How would you feel, if someone lied about you and you were sent to prison?***

Even in prison, Joseph used his work as a gift to those around him.

Bible Reading

Genesis 39:22-23

And the keeper of the prison put Joseph in charge of all the prisoners who were in the prison. Whatever was done there, he was the one who did it. The keeper of the prison paid no attention to anything that was in Joseph's charge, because the LORD was with him. And whatever he did the LORD made it succeed.

Again, God used Joseph's work to bless others. The keeper of the prison put all things into Joseph's care.

God gave Joseph the interpretation of dreams, and again Joseph used his gifts and his work to give to others. Eventually, God helped Joseph to interpret Pharaoh's dream, and Joseph was given more work to do.



Week 3^{of} 7



Our Work is a Gift to the World

Memory Verse

Activity

Activity

Bible Reading:
The Story of
Joseph

Bible Reading:
Gen. 39:22-23

Bible Reading:
Joseph in
Egypt

Review
Memory Verse

Activity

Bible Reading Joseph in Egypt

Genesis 41:41 *And Pharaoh said to Joseph, "See, I have set you over all the land of Egypt."*

Through Joseph's God-given wisdom and planning, and his work, God blessed the country of Egypt so that they would have food during the seven years of Famine (**Genesis 41:46-49**).

God is using Joseph's work in a foreign land to provide for all of Joseph's family.

Genesis 41:57 *Moreover, all the earth came to Egypt to Joseph to buy grain because the famine was severe all over the earth.*

Even Joseph's brothers came to buy grain, and eventually the whole tribe of Israel moved to Egypt with the permission of the Pharaoh. Instead of being angry at his brothers, Joseph told them... "And now do not be distressed or angry with yourselves because you sold me here, for God sent me before you to preserve life...so it was not you who sent me here, but God."

God used Joseph's work as a gift to others. Our work can be a gift to others.

Can you think of people who bless our lives with their gift of work? *These answers can include almost any job, from the man who sets the sprinklers in the park, to the firemen and policemen and teachers, encourage your students to see how God uses each person's work to benefit others.*

How many of you have work you have to do at home? Chores or things you do to help your family? Our Bible verse for this week helps us to remember to do our work for God and not just for men. If we are waiting for others to notice, we may never get a "good job" or a gold star, but if we are working to please God as Joseph did, we can know that God is using our work as a gift to others.



Week 3^{of} 7



Our Work is a Gift to the World

Memory Verse

Activity

Activity

Bible Reading:
The Story of
Joseph

Bible Reading:
Gen. 39:22-23

Bible Reading:
Joseph in
Egypt

Review
Memory Verse

Activity

Review Memory Verse


Colossians 3:23 *Whatever you do, work heartily, as for the Lord and not for men.*

Activity

The “Creative Service” Tree coloring sheet

Materials Needed: “Creative Service” Tree coloring page, washable ink pad or washable markers for making leaf shapes, and baby wipes for clean up.

Directions: Use a washable ink pad or washable marker and have students put leaves on the Creative Service Tree. Explain that just as their fingerprints are all different, God has different ways for them to serve the world. Our work is a gift to the world.



Your fingerprint is unique, no one else has a fingerprint like yours. Your talents and abilities are unique as well, and God can use them in Creative Service for the Life of the World. Use a stamp pad or washable marker to place fingerprint leaves on our Creative Service Tree.





K4-K5

.....
7-WEEK Series



God's Order Helps Us Live Together



Passage

Exodus 19-20



Principle

God's Rules help us to live in harmony with others.

■ Memory Verse

Activity

Bible Reading:

Ex. 19:16-20

Bible Reading:

Ex. 20:1-17

Bible Reading:

Mark 12:29-34

Review

Memory Verse

Memory Verse

Micah 6:8 *He has told you, O man, what is good; and what does the Lord require of you but to do justice, and to love kindness, and to walk humbly with your God?*

Prompt: Watch FLOW Extras DVD Episode 4 Module 3 "Hockey"

What would happen if we all played sports any way we wanted to, without any rules for the players? Would the games be fun?

What are some of the rules at home or in your class?

What do you think of rules? Are they helpful?

What would life be like if no one followed "the rules?" For example, what would your drive to church or school be like? What would your morning look like at home?



Week 4^{of} 7



God's Order Helps Us Live Together

Memory Verse

Activity

Bible Reading:
Ex. 19:16-20

Bible Reading:
Ex. 20:1-17

Bible Reading:
Mark 12:29-34

Review
Memory Verse

Activity

The No Rules Game. Bring a children's game and play it with the students. Pick an easy game like Candy Land or Chutes and Ladders, but play the game with no rules. Lead the way in the no rules game.

How long will it take until someone gets bored? Now ask if they are having fun? Is it as much fun as playing with the rules? Is there really any game without rules?

God provided rules for his people the Israelites so they could live together, we call these Rules the Ten Commandments. God's rules were designed to help the Israelites live together well, and attract other nations to follow the one true God. Let's look at these rules. Together.

Bible Reading Exodus 19:16-20

On the morning of the third day there were thunders and lightnings and a thick cloud on the mountain and a very loud trumpet blast so that all the people in the camp trembled. Then Moses brought the people out of the camp to meet God, and they took their stand at the foot of the mountain. Now Mount Sinai was wrapped in smoke because the Lord had descended on it in fire. The smoke of it went up like the smoke of a kiln, and the whole mountain trembled greatly. And as the sound of the trumpet grew louder and louder, Moses spoke and God answered him in thunder. The Lord came down on Mount Sinai, to the top of the mountain. And the Lord called Moses to the top of the mountain and Moses went up.

Do you think Moses and the people of Israel were afraid? The entire mountain was wrapped in smoke! God answered in thunder. **Do you think God had something very important to tell the Israelites?**



Week 4^{of} 7



God's Order Helps Us Live Together

Memory Verse

Activity

Bible Reading:
Ex. 19:16-20

Bible Reading:
Ex. 20:1-17

Bible Reading:
Mark 12:29-34

Review
Memory Verse

Bible Reading Exodus 20:1-17

God gave his people the Israelites these commandments:

"You shall have no other Gods before me."

"You shall not make for yourself a carved image, or any likeness of anything that is in heaven above, or that is in the earth beneath, or that is in the water under the earth."

"You shall not take the name of the Lord your God in vain, for the Lord will not hold him guiltless who takes his name in vain."

"Remember the Sabbath day, to keep it holy."

"Honor your father and your mother, that your days may be long in the land that the Lord your God is giving you."

"You shall not murder."

"You shall not commit adultery."

"You shall not steal."

"You shall not bear false witness against your neighbor."

"You shall not covet your neighbor's house; you shall not covet your neighbor's wife, or his male servant, or his female servant, or his ox, or his donkey, or anything that is your neighbor's."

Prompt: What do you think of these rules? Do you think they helped God's people the Israelites to live together peacefully, and show other nations the one true God?

Let's talk about Jesus: In the book of Mark, a scribe (a student of the Law of God) came to Jesus and asked him a very important question about the Commandments, "Which commandment is the most important of all?" This is what Jesus said:



Week 4^{of} 7



God's Order Helps Us Live Together

Memory Verse

Activity

Bible Reading:
Ex. 19:16-20

Bible Reading:
Ex. 20:1-17

Bible Reading:
Mark 12:29-34

Review
Memory Verse

Bible Reading

Mark 12:29-34

Jesus answered, 'The most important is, "Hear, O Israel: The Lord our God, the Lord is one. And you shall love the Lord your God with all your heart and with all your soul and with all your mind and with all your strength." The second is this: "You shall love your neighbor as yourself." There is no other commandment greater than these.'

Which Commandment did Jesus say was the greatest? What was the second?

Christ said that the reason we follow God's law is to love God and to love our neighbor. God's laws help us to live well with those around us, and to show the world a flourishing life lived in Christ. ***How about you? Can you practice loving God and loving your neighbor this week? How would that look?***

Could you love your little brother or sister? Can you listen carefully at church? Can you be kind to someone new?

Review Memory Verse

Micah 6:8 *He has told you, O man, what is good; and what does the Lord require of you but to do justice, and to love kindness, and to walk humbly with your God?*

He has told you, O man, what is good; (put finger to lips as if to say be quiet, then move it away from your mouth in a forward direction)

and what does (palms up, hands spread)

the Lord (point up)

require (ASL sign: index finger into opposite palm, pull hands toward you)



Week 4^{of} 7



God's Order Helps Us Live Together

Memory Verse

Activity

Bible Reading:
Ex. 19:16-20

Bible Reading:
Ex. 20:1-17

Bible Reading:
Mark 12:29-34

Review
Memory Verse

Review Memory Verse (cont'd)

of you? (point with both hands)

To act justly (ASL sign for "justice:" pinch fingers together of each hand, move hands up and down as a scale would move.)

to love mercy (cross wrists across chest)

and to walk humbly (walk fingers across open palm)

with your God. (point up)

God's Rules help us to live in harmony with others!



Do Justice.
Love Kindness.
Walk Humbly.

Micah 6:8 He has told you, O man, what is good; and what does the Lord require of you, but to do justice, and to love kindness, and to walk humbly with your God?

Memory Verse - Order

Micah 6:8

He has told you, O man, what is good;
and what does the Lord require of you
but to do justice, and to love kindness,
and to walk humbly with your God?



Memory Verse - Order

Micah 6:8

He has told you, O man, what is good;
and what does the Lord require of you
but to do justice, and to love kindness,
and to walk humbly with your God?



Memory Verse - Order

Micah 6:8

He has told you, O man, what is good;
and what does the Lord require of you
but to do justice, and to love kindness,
and to walk humbly with your God?



Memory Verse - Order

Micah 6:8

He has told you, O man, what is good;
and what does the Lord require of you
but to do justice, and to love kindness,
and to walk humbly with your God?



Memory Verse - Order

Micah 6:8

He has told you, O man, what is good;
and what does the Lord require of you
but to do justice, and to love kindness,
and to walk humbly with your God?



Memory Verse - Order

Micah 6:8

He has told you, O man, what is good;
and what does the Lord require of you
but to do justice, and to love kindness,
and to walk humbly with your God?



Memory Verse - Order

Micah 6:8

He has told you, O man, what is good;
and what does the Lord require of you
but to do justice, and to love kindness,
and to walk humbly with your God?



Memory Verse - Order

Micah 6:8

He has told you, O man, what is good;
and what does the Lord require of you
but to do justice, and to love kindness,
and to walk humbly with your God?



Memory Verse - Order

Micah 6:8

He has told you, O man, what is good;
and what does the Lord require of you
but to do justice, and to love kindness,
and to walk humbly with your God?





K4-K5

7-WEEK Series



Wisdom Helps Us to See God



Passage

Psalm 8



Principle

Wisdom is more than just information, it is seeing God, and all of humanity rightly. It is the correct appropriation of information.

Vocabulary

Activity

Bible Reading:
Ps. 8

Bible Reading:
Ps. 111:10

Bible Reading:
Rom. 1:20

Review
Memory Verse

Vocabulary

TEACHER'S NOTE: "We have shown that the Son of God created the world for this very end, to communicate Himself in an image of His own Excellency [...] When we behold the light and the brightness of the sun, the golden edges of an evening cloud, or the beauteous rainbow, we behold the adumbrations of His glory and goodness, and in the blue sky, of His mildness and gentleness." — Jonathan Edwards (1703-1758) quoted from NIV Stewardship Study Bible

Adumbrations: producing a faint image or resemblance of: to outline or sketch. To foreshadow; prefigure

Activity

Materials Needed: Magnified images of items, or magnifying glasses

Bring items that God has created to class, or bring magnified images of ordinary things (e.g., ants, salt, bug eye, pollen). You could also bring magnifying glasses and ordinary objects like flowers or insects. Show the students the wonder of creation.

What do you think about all of God's creation? What are some words you could use to describe it? Amazing, magnificent, etc.

continued »



Week 5 of 7



Wisdom Helps Us to See God

Vocabulary

Activity

Bible Reading:
Ps. 8

Bible Reading:
Ps. 111:10

Bible Reading:
Rom. 1:20

Review
Memory Verse

Activity (continued)

What do you think is the difference between knowledge and wisdom? Who is the smartest person you know? Is that person wise?

We will look at how knowledge leads us to wisdom and how wisdom leads us to see God.

Bible Reading Psalm 8

As you read through Psalm 8, pause after each line to relate the content to the children:

*O Lord, our Lord, how majestic is your name in all the earth!
The whole earth declares his glory!*

*You have set your glory above the heavens.
God is more amazing than we could imagine!*

*Out of the mouths of babies and infants, you have established strength
because of your foes, to still the enemy and the avenger.
Even the tiny brand new humans speak of God's wonder!*

*When I look at your heavens, the work of your fingers, the moon and the
stars which you have set in place,
We are overwhelmed by the moon and stars - their beauty and their
majesty.*

*what is man that you are mindful of him, and the son of man that you
care for him?
It is surprising that God even thinks of us, when His creation is so
immense!*



Week 5 of 7



Wisdom Helps Us to See God

Vocabulary

Activity

Bible Reading:
Ps. 8

Bible Reading:
Ps. 111:10

Bible Reading:
Rom. 1:20

Review
Memory Verse

Bible Reading (continued)

Psalm 8

Yet you have made him a little lower than the heavenly beings and crowned him with glory and honor. You have given him dominion over the works of your hands; you have put all things under his feet, all sheep and oxen, and also the beasts of the field, the birds of the heavens, and the fish of the sea, whatever passes along the paths of the seas.

And yet God gave us many gifts, and gave us creation to care for.

O Lord, our Lord how majestic is your name in all the earth!

God is greater than we could imagine!

This is a song of praise to God for what he has done, for the wonder and order of the creation, for God's lovingkindness and the generosity of his plan for the world.

Today we are going to study wisdom. ***What do you think wisdom is? Do you think it is just a bunch of knowledge? If you go to school long enough will you become wise?*** Knowledge and wisdom are two different things. Knowledge is about information. Wisdom is about using that information correctly. For example: we can know what a poisonous snake looks like, and we can know what will happen if it bites us, but if we do not run when the snake approaches, our knowledge will not do us any good. Wisdom is taking the knowledge and using it. Let's look at how we get wisdom:

Bible Reading

Psalm 111:10

The fear of the Lord is the beginning of wisdom; all those who practice it have a good understanding. His praise endures forever.

We receive wisdom through respect for God. We know we can receive wisdom from God through his word. ***How can we receive wisdom from the world around us?***



Week 5 of 7



Wisdom Helps Us to See God

Vocabulary

Activity

Bible Reading:
Ps. 8

Bible Reading:
Ps. 111:10

Bible Reading:
Rom. 1:20

Review
Memory Verse

Bible Reading

Romans 1:20

For his invisible attributes, namely his eternal power and divine nature, have been clearly perceived, ever since the creation of the world, in the things that have been made so they are without excuse.

What does that mean? It means we can see things about God through His creation. We can see like the psalmist that God is Majestic and worthy of praise.

What qualities of God can you see in Creation? Love, longsuffering, patience, order: let kids speak freely about what they see in Creation. Students of this age might get stuck, as this is a somewhat abstract concept, be patient and keep giving examples. Use the quotes from Gerard Manley Hopkins (below) as a starting point.

"I do not think that I have ever seen anything more beautiful than the bluebell I have been looking at. I know the beauty of the Lord by it. The creation does praise Him, does reflect honor on Him, is of service to Him...The sun and the stars shining glorify God. They stand where He placed them. They move where He bid them. The heavens declare the glory of God...The bird sings to Him. The thunder speaks of His terror. The lion is like his strength. The sea is like His greatness. The honey like His sweetness. They are something like Him. They make Him known. They tell of Him...for Christ plays in ten thousand places, lovely in limbs and lovely in eyes not His, to the Father through the features of men's faces" - Gerard Manley Hopkins

Notice it is the creation that reminds us of God and not the other way around. "The lion is like His strength" not God's strength is like a lion.



Week 5^{of} 7



Wisdom Helps Us to See God

Vocabulary

Activity

Bible Reading:
Ps. 8

Bible Reading:
Ps. 111:10

Bible Reading:
Rom. 1:20

Review
Memory Verse

Review Memory Verse

Proverbs 3:13-14 *Blessed is the one who finds wisdom, (hand over eyebrows as if looking for something)*


and the one who gets understanding,


for the gain from her is better than gain from silver and her profit better than gold.” (move hands as if gathering treasure)

(If students are having difficulties memorizing, leave the last line off.)

God says that getting wisdom is better than riches!



Proverbs 3:3-14 

Blessed is the one who finds wisdom, and the one who gets understanding, for the gain from her is better than gain from silver, and her profit better than gold. 

Memory Verse - Wisdom

Proverbs 3:13-14

Blessed is the one who finds wisdom,
and the one who gets understanding,



Memory Verse - Wisdom

Proverbs 3:13-14

Blessed is the one who finds wisdom,
and the one who gets understanding,



Memory Verse - Wisdom

Proverbs 3:13-14

Blessed is the one who finds wisdom,
and the one who gets understanding,



Memory Verse - Wisdom

Proverbs 3:13-14

Blessed is the one who finds wisdom,
and the one who gets understanding,



Memory Verse - Wisdom

Proverbs 3:13-14

Blessed is the one who finds wisdom,
and the one who gets understanding,



Memory Verse - Wisdom

Proverbs 3:13-14

Blessed is the one who finds wisdom,
and the one who gets understanding,



Memory Verse - Wisdom

Proverbs 3:13-14

Blessed is the one who finds wisdom,
and the one who gets understanding,



Memory Verse - Wisdom

Proverbs 3:13-14

Blessed is the one who finds wisdom,
and the one who gets understanding,



Memory Verse - Wisdom

Proverbs 3:13-14

Blessed is the one who finds wisdom,
and the one who gets understanding,





K4-K5

7-WEEK Series



God Made Us to Wonder at His Love



Passage

Mark 14:1-9



Principle

God gave us His most priceless gift when He gave us His son Jesus, we can wonder at God's extravagant gift.

Room
Preparation

Introduction

Bible Reading:
Rom. 5:8

Bible Reading:
Mary anoints
Jesus

Review
Memory Verse

Activity

Room Preparation

TEACHER'S NOTE: Today's lesson is about the woman who anointed Jesus before his death. Jesus called her act of sacrifice beautiful. We can wonder at the woman's love for Christ, but even more, we can wonder at God's love for us, that He would give himself for us while we were yet sinners. Prepare a large jar of cotton balls dipped in a strong smelling oil or perfume. When you are telling the story of the woman who anointed Jesus, open the Jar and pour the cotton balls out, allow the children to experience the overwhelming scent of the oil or perfume. (from Kara Jenkins, Preschool Bible lesson: Anointing of Jesus, <http://ministry-to-children.com/anointing-of-jesus-lesson/>)

Introduction

Prompt: What is your most favorite possession?

Do you own something that is special to you?

Would you give it to someone to express your love? Would you give it to someone who had just been mean to you?



Week 6^{of} 7



God Made Us to Wonder at His Love

Room
Preparation

Introduction

Bible Reading:
Rom. 5:8

Bible Reading:
Mary anoints
Jesus

Review
Memory Verse

Activity

Bible Reading Romans 5:8

but God shows his love for us in that while we were still sinners, Christ died for us.

Prompt: *What does this passage show us about God? That He loves us very much.*

God demonstrated his love for us while we were still sinners. That would be like giving your most precious possession to someone who had just spit in your face or kicked you. **Would you be that loving?** Let's look up a passage that shows us someone else that gave her most precious gift to Jesus.

Bible Reading Mary anoints Jesus (Mark 14:1-9)

Jesus was in Bethany. The Jewish people were almost ready to celebrate a big Jewish feast (the feast of Passover, the Feast of Unleavened bread). Many people were in the city, and the Religious leaders were looking for a way to take Jesus and kill him, but they couldn't because of all of the big crowds that surrounded Jesus.

While Jesus was eating at Simon the leper's house, he was reclining (sitting at a low table.) A woman came in and broke a bottle of nard, and poured it over Jesus' head. The nard was a very expensive ointment that was used in burial. The woman, Mary, had probably saved her entire life to be able to buy that one jar. And here she had broken it and poured it on Jesus' head.

The people around Jesus began to mutter that she should not have wasted the ointment, that she should have sold the ointment and given the proceeds to the poor. They started scolding Mary. Then Jesus said "Leave her alone. Why do you trouble her? She has done a beautiful thing to me."

continued »



Week 6^{of} 7



God Made Us to Wonder at His Love

Room
Preparation

Introduction

Bible Reading:
Rom. 5:8

Bible Reading:
Mary anoints
Jesus

Review
Memory Verse

Activity

Bible Reading (continued) Mary anoints Jesus (Mark 14:1-9)

Prompt: *What did the woman do for Jesus? She broke a bottle of expensive ointment on Jesus' head.*

What was the reaction of those around her? *They scolded her and said that she had chosen poorly, she should have sold it and given the money to the poor.*

Mary showed her wonder and gratitude for Christ's love for her by giving all she had. **Why do you think Jesus called what she did beautiful?**

How do you show your wonder and gratitude to God for His gift of love for you?

Here is a way we can show our wonder at God's incredible gift.

1 John 3:16 says "By this we know love, that he laid down his life for us, and we ought to lay down our lives for the brothers." **Do you think God was just saying that we should be willing to die for our own brothers and sisters?** No, he is telling us to serve the people around us, especially our brothers and sisters in Christ (the concept of brothers and sisters in Christ will be explored in our lesson about Church). Just as Jesus gave his life for us, we ought to lay down our lives for one another. Taking time to wonder at God's great love for us causes us to show great love to others.

How can you show God's Great Love for others? *Allow answers from each student. Here are some ideas: be kind to someone who is new to class, love your brother or your sister, help your parents, tell others about God's great love.*



Week 6^{of} 7



God Made Us to Wonder at His Love

Room
Preparation

Introduction

Bible Reading:
Rom. 5:8

Bible Reading:
Mary anoints
Jesus

Review
Memory Verse

Activity

Review Memory Verse

Psalm 27:4 (with hand motions)

One thing (number one sign)

have I asked of the Lord, (hands open)

that I will seek after: (hand to forehead over eyebrows as if searching)

that I (point to self)

may dwell in the house (fingers put together making a tent with hands)

of the Lord (point up)

all the days of my life, (with one hand make a circular motion away from front of chest)

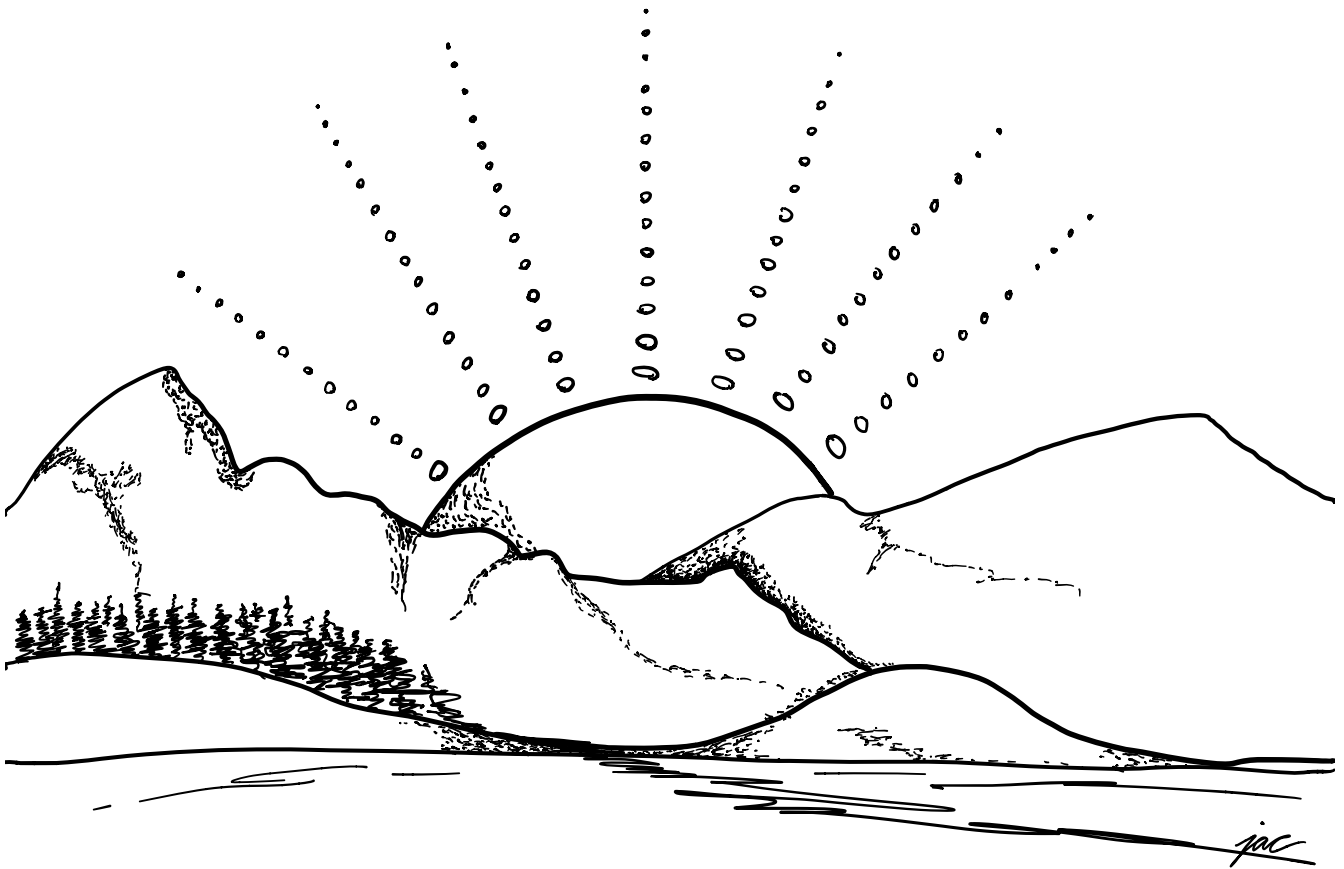
We serve a great God. He showed his great love for us by dying for our sin. We can wonder at his generosity in sending Jesus, and wonder at his way of salvation.

Activity

When we think of the woman and her beautiful act of pouring ointment on Christ's head, it should cause us to wonder at God's love for us.

Materials needed: baby food jars (one per student), tissue paper, paint brushes, baby oil, cotton balls, baby wipes for clean up

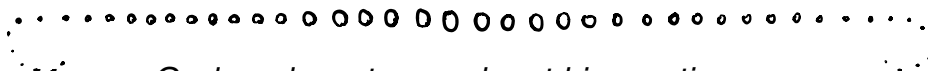
Jars of ointment. *Pass out the jars, tissue paper, and paint brushes. Put some glue in little bowls. Allow them to paint their jars with glue and stick on tissue paper until it is completely covered, with the exception of the lid. They can probably manage to rip up the tissue paper in small pieces by themselves. Pass out little bowls of baby oil. Allow them to dip their cotton balls in the baby oil (carefully) and place them in their jar. (from Kara Jenkins, <http://ministry-to-children.com/anointing-of-jesus-lesson/>)*



Psalm 27:4



*One thing have I asked of the Lord, that will I seek after:
that I may dwell in the house of the Lord all the days of my
life, to gaze upon the beauty of the Lord and to inquire in
his temple.*



God made us to wonder at his creation.

Memory Verse - Wonder

Psalms 27:4a

One thing I have asked of the Lord, that
will I seek after: that I may dwell in the
house of the Lord all the days of my life



Memory Verse - Wonder

Psalms 27:4a

One thing I have asked of the Lord, that
will I seek after: that I may dwell in the
house of the Lord all the days of my life



Memory Verse - Wonder

Psalms 27:4a

One thing I have asked of the Lord, that
will I seek after: that I may dwell in the
house of the Lord all the days of my life



Memory Verse - Wonder

Psalms 27:4a

One thing I have asked of the Lord, that
will I seek after: that I may dwell in the
house of the Lord all the days of my life



Memory Verse - Wonder

Psalms 27:4a

One thing I have asked of the Lord, that
will I seek after: that I may dwell in the
house of the Lord all the days of my life



Memory Verse - Wonder

Psalms 27:4a

One thing I have asked of the Lord, that
will I seek after: that I may dwell in the
house of the Lord all the days of my life



Memory Verse - Wonder

Psalms 27:4a

One thing I have asked of the Lord, that
will I seek after: that I may dwell in the
house of the Lord all the days of my life



Memory Verse - Wonder

Psalms 27:4a

One thing I have asked of the Lord, that
will I seek after: that I may dwell in the
house of the Lord all the days of my life



Memory Verse - Wonder

Psalms 27:4a

One thing I have asked of the Lord, that
will I seek after: that I may dwell in the
house of the Lord all the days of my life





K4-K5

7-WEEK Series



The Church is Family Living God's Purposes



Passage

Matthew 6:5-13



Principle

The Lord's prayer reminds us of what the church is, it is God's family living God's Purposes

Vocabulary

Activity

Bible Reading:

The Lord's
Prayer, pt. 1

Bible Reading:

Matt. 7:9-11

Bible Reading:

The Lord's
Prayer, pt. 2

Review

Memory Verse

Activity

Vocabulary

We have learned a lot about how God has created us: God makes us to love Him and each other, He has given us our families to learn about that love. We have learned that God makes each of us unique with talents and abilities that are used to share God's love for others. God also made a beautiful world for us to wonder at and think about.

Hallowed: to honor as holy, greatly revered and respected.

Oikonomia (Oy-kon-om-ee'-ah): House management or stewardship; how our spheres of life - Family, Church, personal relationships - fit into God's economy for the world.

Holy: exalted or worthy of complete devotion as one perfect in goodness and righteousness.

Prompt: Show extras video Episode 7 Module 3: The Lord's Prayer

***When you think of family, do you think of your brothers and sisters?
How many people are in your family? Allow kids to answer.***

Do you think of the people at church as your family?



Week 7 of 7



The Church is Family Living God's Purposes

Vocabulary

Activity

Bible Reading:
The Lord's
Prayer, pt. 1

Bible Reading:
Matt. 7:9-11

Bible Reading:
The Lord's
Prayer, pt. 2

**Review
Memory Verse**

Activity

Activity

The Lord's Prayer gives us a picture of the church. The church is family living God's purposes. All of these people in your class are your brothers and sisters, including your teacher. It is the people that worship God that make up his Church.

Be the Church. *Have students stand in a square with their arms over their heads shaped like a roof. The students should be encouraged to make their bodies into windows and doors. As they are enjoying "being the church" remind them that the church is God's family living God's purposes (remember to let them laugh and enjoy this time).*

Bible Reading

The Lord's Prayer (Matthew 6:5-13) - part 1

Matthew 6:5-13 contains the Lord's Prayer. It shows us a lot about the God's purpose for his people, the church.

Matthew 6:5-13 (with hand motions and talking points)

Our Father in heaven (Have Students point towards heaven with their hands.)

God is our heavenly Father. Any person who has put their faith in Christ has God as their "daddy". We know we can trust God to be a good father.

hallowed be your name (have students do ASL sign for "holy" slide first 2 fingers of right hand out across open palm of left hand)

We know God is holy, and we should hallow or respect his name.

Your kingdom come (ASL sign for "come" begin by pointing up and then down to a spot in front of you – as if saying "get over here now!")

We want God's kingdom here on earth, we want others to know God and obey him.



Week 7^{of} 7



The Church is Family Living God's Purposes

Vocabulary

Activity

Bible Reading:
The Lord's
Prayer, pt. 1

Bible Reading:
Matt. 7:9-11

Bible Reading:
The Lord's
Prayer, pt. 2

Review
Memory Verse

Activity

Bible Reading (continued)

The Lord's Prayer (Matthew 6:5-13) - part 1

thy will be done on earth as it is in Heaven. (point down to "earth" and then up to heaven.)

We want what God wants for the World. We want His oikonomia for the world.

Give us this day our daily bread

What do you think "our daily bread" is? Allow answers.

Do you think that is something that a Dad would provide? Jesus taught his disciples about what a good father is.

Bible Reading

Matthew 7:9-11

Or which one of you, if his son asks him for bread, will give him a stone? Or if he asks for a fish, will give him a serpent? If you then, who are evil, know how to give good gifts to your children, how much more will your Father who is in heaven give good things to those who ask him!

*Play the game **Giving Good Things** to illustrate the truth that God gives good gifts to his children.*

Materials needed: good gifts (snacks, lovely jewelry, special photographs, bread) and bad gifts (a rock, plastic snake, plastic bug).

Have the children ask you to give them one of the good gifts. When they ask, give them one of the bad gifts. Next have them ask for one of the bad gifts, instead give something good. God is a good father, he would not give us bad things when we asked for good, He cares for us and gives even better than we could.

We trust that God provides for us. Just as an earthly father is supposed to care for his children, our Heavenly Father wants to take care of us.



Week 7 of 7



The Church is Family Living God's Purposes

Vocabulary

Activity

Bible Reading:
The Lord's
Prayer, pt. 1

Bible Reading:
Matt. 7:9-11

Bible Reading:
The Lord's
Prayer, pt. 2

**Review
Memory Verse**

Activity

Bible Reading

The Lord's Prayer (Matthew 6:5-13) - part 2

*And forgive us our debts, as we also have forgiven our debtors.
We trust that God forgives our sins and helps us forgive others.*

And lead us not into temptation, but deliver us from evil.

Since we are exiles (our real home is in heaven) here on earth, we will face trials, hard things, painful things. But Jesus reminds us that God is with us and we can lean on Him for help.

God has provided us with a church family to do His Kingdom work on earth. This is part of His Oikonomia for those who know Jesus.

Review Memory Verse

Revelation 21:3-4 *And I heard a loud voice from the throne saying, "Behold, the dwelling place of God is with man. He will dwell with them, and they will be his people, and God himself will be with them as their God."*

Revelation 21:3-4 (with hand motions)

And I heard a loud voice from the throne saying, (hands behind ears as if listening)

"Behold, the dwelling place of God is with man. (point to heaven for God, and to earth for man)

He will dwell with them, and they will be his people, and God himself will be with them as their God." (form hands into a tent)

Prompt: *How can we show the world what it looks like to be a family in the Church?* Answers could include: help each other, be kind to others that are visiting church for the first time, encourage each other during the week, get along in class.

What can we do this week to encourage our brothers and sisters?



Week 7^{of 7}



The Church is Family Living God's Purposes

Vocabulary

Activity

Bible Reading:
The Lord's
Prayer, pt. 1

Bible Reading:
Matt. 7:9-11

Bible Reading:
The Lord's
Prayer, pt. 2

Review
Memory Verse

■ Activity


Activity

Materials needed: notebook paper or blank pages to draw pictures.

Write letters to people in the church. Children should write letters to (or draw pictures for) fellow “brothers and sisters” in the church. Remember, all who are involved in the church are a part of the body, not just those who are ministering.



*P*rolepsis- the representation or assumption of a future act or development as if presently existing or accomplished. We can safely say this is a bean plant although it is really only a bean sprout. Just as we can say this is a bean plant, we can also see God's coming kingdom now, and live it out in the world around us. His kingdom, not yet, now.



Memory Verse - Church

Revelation 21:3

And I heard a loud voice from the throne saying, "Behold, the dwelling place of God is with man. He will dwell with them, and they will be his people, and God himself will be with them as their God."



Memory Verse - Church

Revelation 21:3

And I heard a loud voice from the throne saying, "Behold, the dwelling place of God is with man. He will dwell with them, and they will be his people, and God himself will be with them as their God."



Memory Verse - Church

Revelation 21:3

And I heard a loud voice from the throne saying, "Behold, the dwelling place of God is with man. He will dwell with them, and they will be his people, and God himself will be with them as their God."



Memory Verse - Church

Revelation 21:3

And I heard a loud voice from the throne saying, "Behold, the dwelling place of God is with man. He will dwell with them, and they will be his people, and God himself will be with them as their God."



Memory Verse - Church

Revelation 21:3

And I heard a loud voice from the throne saying, "Behold, the dwelling place of God is with man. He will dwell with them, and they will be his people, and God himself will be with them as their God."



Memory Verse - Church

Revelation 21:3

And I heard a loud voice from the throne saying, "Behold, the dwelling place of God is with man. He will dwell with them, and they will be his people, and God himself will be with them as their God."



Memory Verse - Church

Revelation 21:3

And I heard a loud voice from the throne saying, "Behold, the dwelling place of God is with man. He will dwell with them, and they will be his people, and God himself will be with them as their God."



Memory Verse - Church

Revelation 21:3

And I heard a loud voice from the throne saying, "Behold, the dwelling place of God is with man. He will dwell with them, and they will be his people, and God himself will be with them as their God."



Memory Verse - Church

Revelation 21:3

And I heard a loud voice from the throne saying, "Behold, the dwelling place of God is with man. He will dwell with them, and they will be his people, and God himself will be with them as their God."





God Made Us to Bless the World

1ST - 2ND

.....
7-WEEK Series



Passage

Jeremiah 29:4-14



Principle

God told the Israelites to be a blessing during their exile, in that same way, we can be blessings to others here on earth even though our home is in heaven.

Activity

Vocabulary

Memory Verse

Bible Reading:
The Story of
Daniel

Bible Reading:
Jer. 29:4-7

Bible Reading:
Jer. 29:11 and
Jer. 32:37-38

Bible Reading:
Philp. 3:20

Review
Memory Verse

Prayer
Requests

Activity

With permission, take your students on a journey, take them quietly through the church and away from the classroom, if possible, do part of the lesson "In exile." Once the students learn, what an exile is, you could return to your class, or do your whole lesson "in exile."

Vocabulary

Oikonomia (Oy-kon-om-ee'-ah): House management or stewardship; how our spheres of life - Family, Church, personal relationships - fit into God's economy for the world.

Welfare: the health, happiness, and fortunes of a person or group



Week 1^{of} 7



God Made Us to Bless the World

Activity

Vocabulary

Activity

Memory Verse

Bible Reading:
The Story of
Daniel

Bible Reading:
Jer. 29:4-7

Bible Reading:
Jer. 29:11 and
Jer. 32:37-38

Review
Memory Verse

Prayer
Requests

Activity

Prompt: Watch Evan on the extras disk Episode 1 Module1 “The Letter”

The Israelites were God’s special people who worshiped only Him as the One, True God. Evil kings led the nation of Israel away from God. As a result, Israel was invaded by enemy nations and Jerusalem was destroyed. It was a very sad time for the Israelites. They lost their homes. They lost their Temple. They had to leave their own country and travel far away to live in Babylon. They were in exile. But the prophet Jeremiah encouraged the Israelites:

Memory Verse

Jeremiah 29:7 *But seek the welfare of the city where I have sent you into exile, and pray to the Lord on its behalf, for in its welfare, you will find your welfare.*

Prompt: Have you ever moved to a new place? Or have you ever had to go someplace new, where you didn’t know anyone? How did you feel?

This week we will be talking about the Israelites, when they were taken captive and were exiles in Babylon.

What is an exile? A person forced to leave their country and made to live in another country.

For this next section of Bible Readings, have the kids look up the verses on their own. They will love the freedom to explore; remember to be patient.



Week 1^{of 7}



God Made Us to Bless the World

Activity

Vocabulary

Activity

Memory Verse

Bible Reading:
The Story of
Daniel

Bible Reading:
Jer. 29:4-7

Bible Reading:
Jer. 29:11 and
Jer. 32:37-38

Review
Memory Verse

Prayer
Requests

Bible Reading The Story of Daniel

King Nebuchadnezzar took many young men who were wise, good looking, and had courtly manners and brought them to his palace (Daniel 1:4-7).

What were some of the names of the exiles? Daniel, Hananiah, Mishael, and Azariah – their Hebrew names, or Belteshazzar, Shadrach, Meshach and Abednego – their Babylonian names. **How would you have felt in this situation, away from your home, everything you ever knew?** Let the kids go around the room and answer. **Would you have been afraid? Would you be angry at being taken away from your home and family, and given new names? How would your spend your time?** Daniel, Shadrach, Meshach and Abednego showed the Babylonians that though they could not take part in everything that Babylon had to offer, they would do their best to serve the king. God gave the four men wisdom and understanding, and they served Nebuchadnezzar. They sought the welfare of their new city.

How did God expect the Israelites to behave in Exile? What was his Oikonomia for living in a foreign country?

Bible Reading Jeremiah 29:4-7

Thus says the Lord of hosts, the God of Israel to all the exiles whom I have sent into exile from Jerusalem to Babylon: Build houses and live in them; plant gardens and eat their produce. Take wives and have sons and daughters; take wives for your sons, and give your daughters in marriage, that they may bear sons and daughters; multiply there and do not decrease. But seek the welfare of the city where I have sent you into exile, and pray to the Lord on its behalf, for in its welfare you will find your welfare.



Week 1^{of} 7



God Made Us to Bless the World

Activity

Vocabulary

Activity

Memory Verse

Bible Reading:
The Story of
Daniel

Bible Reading:
Jer. 29:4-7

Bible Reading:
Jer. 29:11 and
Jer. 32:37-38

Review
Memory Verse

Prayer
Requests

Bible Reading (continued) Jeremiah 29:4-7

God wanted the Israelites to build houses, get married, have children, and seek the welfare of the city.

The Israelites would not be exiles forever, but God had a job for them even when they were in exile.

Bible Reading Jeremiah 29:11 and Jeremiah 32:37-38

Jeremiah 29:11 *For I know the plans I have for you declares the LORD, plans for welfare and not for evil, to give you a future and a hope.*

Jeremiah 32:37-38 *Behold I will gather them from all the countries to which I drove them in my anger and my wrath and in great indignation. I will bring them back to this place, and I will make them dwell in safety. And they shall be my people and I will be their God.*

What do you think about being called an exile? Remember what being an exile means: to be forced to leave your country and be made to live in another country. **Why is a follower of Jesus also an exile?**

*Have the kids look-up **Philippians 3:20** But our citizenship is in heaven and from it we await a Savior the Lord Jesus Christ.*

Heaven is the country where we belong and where we will join Jesus one day. That makes us exiles living here on earth. **What does God want us to do with our lives until we go to Heaven?** Does he want us to wait around? Stay in bed? Plant a garden?...



Week 1^{of} 7



God Made Us to Bless the World

Activity

Vocabulary

Activity

Memory Verse

Bible Reading:
The Story of
Daniel

Bible Reading:
Jer. 29:4-7

Bible Reading:
Jer. 29:11 and
Jer. 32:37-38

Review
Memory Verse

Prayer
Requests

Review Memory Verse

Jeremiah 29:7 (with hand motions)

But seek the welfare of the city where I have sent you into exile...
(ASL sign for “seek,” one hand next to eyes as if holding a pair of binoculars, bring hand around face)

and pray to the Lord on its behalf
(hands folded as if in prayer)

for in its welfare, you will find your welfare
(ASL sign for “good,” right hand palm toward mouth bring forward and down to left hand palm facing upward)

God made us to bless the world!

Prompt: *What does seeking the welfare of the city mean?*

How do we seek the welfare of the city? Some ideas: we can seek the welfare of our city through our families, our work, our creative service, our hospitality, the wisdom that comes from God and the wonder of the world. We can also be part of God’s Oikonomia for the world, seeking the welfare of our city through His church. We come to church to learn God’s word and seek together to obey it. Talk with your parents about how you can seek the welfare of your city.

Prayer Requests

One way that we care for each other in our church community is that we pray for one another. Remember to pray for the welfare of your city.

TEACHER’S NOTE: *Have a notebook ready to record the requests. You’ll be able to pray for kids at home and have a diary of the years’ prayer requests.*



I am praying for the welfare of my city.



My city is _____.



Oikonomia- House management or stewardship, how our spheres of life, family, church, government, and personal relationships fit into God's economy.

Memory Verse - Exile

Jeremiah 29:7

But seek the welfare of the city where I have sent you into exile, and pray to the Lord on its behalf, for in its welfare, you will find your welfare.



Memory Verse - Exile

Jeremiah 29:7

But seek the welfare of the city where I have sent you into exile, and pray to the Lord on its behalf, for in its welfare, you will find your welfare.



Memory Verse - Exile

Jeremiah 29:7

But seek the welfare of the city where I have sent you into exile, and pray to the Lord on its behalf, for in its welfare, you will find your welfare.



Memory Verse - Exile

Jeremiah 29:7

But seek the welfare of the city where I have sent you into exile, and pray to the Lord on its behalf, for in its welfare, you will find your welfare.



Memory Verse - Exile

Jeremiah 29:7

But seek the welfare of the city where I have sent you into exile, and pray to the Lord on its behalf, for in its welfare, you will find your welfare.



Memory Verse - Exile

Jeremiah 29:7

But seek the welfare of the city where I have sent you into exile, and pray to the Lord on its behalf, for in its welfare, you will find your welfare.



Memory Verse - Exile

Jeremiah 29:7

But seek the welfare of the city where I have sent you into exile, and pray to the Lord on its behalf, for in its welfare, you will find your welfare.



Memory Verse - Exile

Jeremiah 29:7

But seek the welfare of the city where I have sent you into exile, and pray to the Lord on its behalf, for in its welfare, you will find your welfare.



Memory Verse - Exile

Jeremiah 29:7

But seek the welfare of the city where I have sent you into exile, and pray to the Lord on its behalf, for in its welfare, you will find your welfare.





God Blesses Families to be a Blessing

1ST-2ND

7-WEEK Series



Passage

Jeremiah 29:4-14



Principle

God told the Israelites to be a blessing during their exile, in that same way, we can be blessings to others here on earth even though our home is in heaven.

Memory Verse

Vocabulary

Activity

Bible Reading:
Gen. 12:1-3

Bible Reading:
Gen. 12:4-6

Bible Reading:
Gen. 17:7

Bible Reading:
Deut. 6:6-7

Review
Memory Verse

Praise

Memory Verse

Mark 12:30-31 *And you shall love the Lord your God with all your heart and with all your soul, and with all your mind and with all your strength. The second is this: You shall love your neighbor as yourself. There is no other commandment greater than these.*

Vocabulary

Covenant: a formal and serious agreement or promise

Offspring: a person's child

Generations: a group of people born and living during the same time (in this case it is throughout their generations, any generations to follow).

Prompt: Watch the Team Z video from Extras disc, Episode 2, Module 2

Does the Z family think they are special? No, they are just a regular family that made it their task to bless each other, and the people around them.

Today we are going to study another family that God blessed so they could bless others. We will be studying Abram.



Week 2^{of} 7



God Blesses Families to be a Blessing

Memory Verse

Vocabulary

Activity

Bible Reading:

Gen. 12:1-3

Bible Reading:

Gen. 12:4-6

Bible Reading:

Gen. 17:7

Bible Reading:

Deut. 6:6-7

Review

Memory Verse

Praise

Activity (optional)

Obey and Be Blessed.

Materials needed: "treasure": snacks, small toys, erasers, etc.

Directions: Before class, hide a treasure (snack, small toy, erasers, etc.) somewhere in the room. Write down or think of directions to give the class so that they are following your directions to get to the treasure. DO NOT TELL THEM THERE IS A PRIZE WAITING FOR THEM.

Simply have them follow your directions and lead them verbally to the prize. Example: Go to the far end of the room, now crawl back to the whiteboard, hold hands and skip around the table, now come back to me and look in the cupboard behind me.

Just like our story today, God told Abraham to go and Abraham obeyed. Abraham was promised a blessing, and received it, and now through His family, we will see God blessed us. God blesses families to bless others.

Now let's listen to the story of Abraham:

Bible Reading

Genesis 12:1-3

Now the LORD said to Abram, "Go from your country and your kindred and your father's house to the land that I will show you. And I will make of you a great nation, and I will bless you and make your name great, so that you will be a blessing. I will bless those who bless you, and him who dishonors you I will curse, and in you all the families of the earth shall be blessed."

What did God tell Abraham to do? What did God promise Abraham would happen? God told him to leave the place he was living and follow God to a land that God would show him. God promised that Abram/Abraham would be the father of a great nation!



Week 2^{of} 7



God Blesses Families to be a Blessing

Memory Verse

Vocabulary

Activity

Bible Reading:
Gen. 12:1-3

Bible Reading:
Gen. 12:4-6

Bible Reading:
Gen. 17:7

Bible Reading:
Deut. 6:6-7

Review
Memory Verse

Praise

Bible Reading Genesis 12:4-6

So Abram went, as the LORD had told him, and Lot went with him. Abram was seventy-five years old when he departed from Haran. And Abram took Sarai his wife, and Lot his brother's son, and all their possessions that they had gathered, and the people that they had acquired in Haran, and they set out to go to the land of Canaan.

Did Abram obey God? Was Abram a young man or an old man when he left Haran? Take time to illustrate to the children how old 75 is, use examples of parents and grandparents as reference points. Often children see anyone older than them as old, or really old. They need examples to see that Abraham was a grandpa age when God told him that he would make a great nation, and this meant having kids!

After Abram went to Canaan, God made a promise to Abram again!

Bible Reading Genesis 17:7

And I will establish my covenant between me and you and your offspring after you throughout their generations for an everlasting covenant, to be God to you and your offspring after you.

Did God keep his promise to give Abraham many descendants?
Yes! We remember that God Gave Abraham a son named Isaac.

God has a special love for families. His design for the family, how parents love their children and children love their parents is the first place we learn about what His love means. He desires that parents love Him and follow His commands and teach their children to love and serve Him.

Over 400 years later God commanded Abraham's great, great (many greats!) grandchildren the Israelites with these words:



Week 2^{of} 7



God Blesses Families to be a Blessing

Memory Verse

Vocabulary

Activity

Bible Reading:
Gen. 12:1-3

Bible Reading:
Gen. 12:4-6

Bible Reading:
Gen. 17:7

Bible Reading:
Deut. 6:6-7

Review
Memory Verse

Praise

Bible Reading Deuteronomy 6:6-7

Hear, O Israel: The LORD our God, the LORD is one. You shall love the LORD your God with all your heart and with all your soul and with all your might. And these words I command you today shall be on your heart. You shall teach them diligently to your children, and shall talk of them when you sit in your house, and when you walk by the way, and when you lie down and when you rise.

Jesus Repeats these instructions to us in the New Testament:

Review Memory Verse

Mark 12: 30-31 *And you shall love the Lord your God with all your heart and with all your soul, and with all your mind and with all your strength. The second is this: You shall love your neighbor as yourself. There is no other commandment greater than these.*

How does your family help you to Love the Lord your God with all of your heart, soul and mind? Bring me to church, read the Bible, help me to understand God better, tell me about Jesus.

Can you practice the second part of the commandment at your own house? What are some ways God can use you to be a blessing to your family?

But what about that promise to Abraham? Did God keep it? Yes, he did! Through the Israelites God sent His Son Jesus, who suffered and died so that we might be saved. God did not just provide for the salvation of the Israelite people, but gave His Son for all people of the earth. God promised to bless Abraham's family to be a blessing to others (see the genealogy of Christ in Matthew 1).

What are some ways your family could be a blessing to others?



Week 2^{of} 7



God Blesses Families to be a Blessing

Memory Verse

Vocabulary

Activity

Bible Reading:
Gen. 12:1-3

Bible Reading:
Gen. 12:4-6

Bible Reading:
Gen. 17:7

Bible Reading:
Deut. 6:6-7

Review
Memory Verse

Praise

Review Memory Verse (cont'd)

Mark 12:30-31 (with hand motions)

And you shall love (cross wrists across chest)

the Lord your God (point up)

with all your heart (cross wrists across chest)

and with all your soul, (cross wrists across chest)

and with all your mind (point to your head)

and with all your strength. (make strong man arms)

The second is this: (hold up 2 fingers)

You shall love your neighbor (cross wrists across chest)


as yourself. (point to self)

There is no other commandment greater than these. (shake your finger
"no")

Praise

Sing "Father Abraham"

Week 2^{of} 7



"...and in you all the families of the earth will be blessed."
Genesis 12:3

Memory Verse - Love

Mark 12:30

And you shall love the Lord your God
with all your heart and with all your soul,
and with all your mind and with all your
strength.



Memory Verse - Love

Mark 12:30

And you shall love the Lord your God
with all your heart and with all your soul,
and with all your mind and with all your
strength.



Memory Verse - Love

Mark 12:30

And you shall love the Lord your God
with all your heart and with all your soul,
and with all your mind and with all your
strength.



Memory Verse - Love

Mark 12:30

And you shall love the Lord your God
with all your heart and with all your soul,
and with all your mind and with all your
strength.



Memory Verse - Love

Mark 12:30

And you shall love the Lord your God
with all your heart and with all your soul,
and with all your mind and with all your
strength.



Memory Verse - Love

Mark 12:30

And you shall love the Lord your God
with all your heart and with all your soul,
and with all your mind and with all your
strength.



Memory Verse - Love

Mark 12:30

And you shall love the Lord your God
with all your heart and with all your soul,
and with all your mind and with all your
strength.



Memory Verse - Love

Mark 12:30

And you shall love the Lord your God
with all your heart and with all your soul,
and with all your mind and with all your
strength.



Memory Verse - Love

Mark 12:30

And you shall love the Lord your God
with all your heart and with all your soul,
and with all your mind and with all your
strength.





1ST-2ND

7-WEEK Series



Our Work is a Gift to the World



Passage

Genesis 39:1-6,22-23; 41:41, 46-49,57



Principle

When we do our work well for God, it is a gift to others as well.

Memory Verse

Activity

Activity

Bible Reading:
The Story of
Joseph

Bible Reading:
Gen. 39:22-23

Bible Reading:
Joseph in
Egypt

Review
Memory Verse

Activity

Memory Verse

Colossians 3:23 *Whatever you do, work heartily, as for the Lord and not for men, knowing that from the Lord you will receive the inheritance as your reward. You are serving the Lord Christ.*

Activity

Watch "The Ungiving Tree" from the FLOW extras video, Episode 3, module 2. Guide them to the principle that God made us to be gift givers in our work.

Activity

Read Shel Silverstein's "The Giving Tree"

Prompt: *How was the tree in the book different than the one read in the video? What does this tree have to give? Fruit, leaves, wood, all that it had left - the stump. Why do you think God made trees? What do you and a tree have in common? Or, how are you like a tree?* God made you for a purpose too! To share your gifts with the world.

Prompt: *What do you want to be when you grow up?* Let us talk about a man who used his work as a gift to those around him.



Week 3^{of} 7



Our Work is a Gift to the World

Memory Verse

Activity

Activity

Bible Reading:
The Story of Joseph

Bible Reading:
Gen. 39:22-23

Bible Reading:
Joseph in Egypt

Review
Memory Verse

Activity

Bible Reading

The Story of Joseph (Genesis 39:1-6)

Joseph was the favorite son in the family, this made his brothers angry.

Joseph was sold into slavery by his brothers, he was sold to a man named Potiphar an officer in Pharaoh's Army.

Being a slave was obviously not Joseph's dream job, but he worked hard, and God was with him. The LORD was with Joseph, and he became a successful man and he was in the house of his Egyptian master. Joseph did his work, and God blessed it. Potiphar noticed that God was with Joseph, and that the work which he did was beneficial to his house. Potiphar entrusted the management of his entire house to the care of Joseph. Joseph was using his work as a gift to his master. Unfortunately, Potiphar's wife lied about Joseph, and he was sent to prison.

Still, Joseph used his work as a gift to those around him.

Bible Reading

Genesis 39:22-23

And the keeper of the prison put Joseph in charge of all the prisoners who were in the prison. Whatever was done there, he was the one who did it. The keeper of the prison paid no attention to anything that was in Joseph's charge, because the LORD was with him. And whatever he did the LORD made it succeed.

Again, God used Joseph's work to bless others. The keeper of the prison put all things into Joseph's care.

God gave Joseph the interpretation of dreams, and again Joseph used his gifts and his work to give to others. Eventually, God helped Joseph to interpret Pharaoh's dream, and Joseph was given more work to do.



Week 3^{of} 7



Our Work is a Gift to the World

Memory Verse

Activity

Activity

Bible Reading:
The Story of Joseph

Bible Reading:
Gen. 39:22-23

Bible Reading:
Joseph in Egypt

Review
Memory Verse

Activity

Bible Reading Joseph in Egypt

Genesis 41:41 *And Pharaoh said to Joseph, "See, I have set you over all the land of Egypt."*

Through Joseph's God-given wisdom and planning, and his work, God blessed the country of Egypt so that they would have food during the seven years of Famine (**Genesis 41:46-49**).

God is using Joseph's work in a foreign land to provide for all of Joseph's family.

Genesis 41:57 *Moreover, all the earth came to Egypt to Joseph to buy grain because the famine was severe all over the earth.*

Even Joseph's brothers came to buy grain, and eventually the whole tribe of Israel moved to Egypt with the permission of the Pharaoh. Instead of being angry about his slavery, Joseph told his repentant brothers, "And now do not be distressed or angry with yourselves because you sold me here, for God sent me before you to preserve life... so it was not you who sent me here, but God."

God used Joseph's work as a gift to others. Our work can be a gift to others.

Can you think of people who bless our lives with their gift of work? These answers can include almost any job, from the man who sets the sprinklers in the park, to the firemen and policemen and teachers, encourage your students to see how God uses each person's work to benefit others.

How many of you have work you have to do at home? Chores or things you do to help your family? Our Bible verse for this week helps us to remember to do our work for God and not just for men. If we are waiting for others to notice, we may never get a "good job" or a gold star, but if we are working to please God as Joseph did, we can know that God is using our work as a gift to others.



Week 3^{of} 7



Our Work is a Gift to the World

Memory Verse

Activity

Activity

Bible Reading:
The Story of
Joseph

Bible Reading:
Gen. 39:22-23

Bible Reading:
Joseph in
Egypt

Review
Memory Verse

Activity

Review Memory Verse


Colossians 3:23 *Whatever you do, work heartily, as for the Lord and not for men, knowing that from the Lord you will receive the inheritance as your reward. You are serving the Lord Christ.*

Activity

The “Creative Service” Tree coloring sheet

Materials Needed: “Creative Service” Tree coloring page, washable ink pad or washable markers for making leaf shapes, and baby wipes for clean up.

Directions: Use a washable ink pad or washable marker and have students put leaves on the Creative Service Tree. Explain that just as their fingerprints are all different, God has different ways for them to serve the world. Our work is a gift to the world.



Your fingerprint is unique, no one else has a fingerprint like yours. Your talents and abilities are unique as well, and God can use them in Creative Service for the Life of the World. Use a stamp pad or washable marker to place fingerprint leaves on our Creative Service Tree.



Memory Verse - Creative Service

Colossians 2:23

Whatever you do, work heartily, as for the Lord and not for men, knowing that from the Lord you will receive the inheritance as your reward.



Memory Verse - Creative Service

Colossians 2:23

Whatever you do, work heartily, as for the Lord and not for men, knowing that from the Lord you will receive the inheritance as your reward.



Memory Verse - Creative Service

Colossians 2:23

Whatever you do, work heartily, as for the Lord and not for men, knowing that from the Lord you will receive the inheritance as your reward.



Memory Verse - Creative Service

Colossians 2:23

Whatever you do, work heartily, as for the Lord and not for men, knowing that from the Lord you will receive the inheritance as your reward.



Memory Verse - Creative Service

Colossians 2:23

Whatever you do, work heartily, as for the Lord and not for men, knowing that from the Lord you will receive the inheritance as your reward.



Memory Verse - Creative Service

Colossians 2:23

Whatever you do, work heartily, as for the Lord and not for men, knowing that from the Lord you will receive the inheritance as your reward.



Memory Verse - Creative Service

Colossians 2:23

Whatever you do, work heartily, as for the Lord and not for men, knowing that from the Lord you will receive the inheritance as your reward.



Memory Verse - Creative Service

Colossians 2:23

Whatever you do, work heartily, as for the Lord and not for men, knowing that from the Lord you will receive the inheritance as your reward.



Memory Verse - Creative Service

Colossians 2:23

Whatever you do, work heartily, as for the Lord and not for men, knowing that from the Lord you will receive the inheritance as your reward.





God's Order Helps Us Live Together

1ST - 2ND

.....
7-WEEK Series



Passage

Exodus 19-20



Principle

God's Rules help us to live in harmony with others.

■ Memory Verse

Bible Reading:
Ex. 19:16-20

Bible Reading:
Ex. 20:1-17

Bible Reading:
Mark 12:29-34

Review
Memory Verse

Memory Verse

Micah 6:8 *He has told you, O man, what is good; and what does the Lord require of you but to do justice, and to love kindness, and to walk humbly with your God?*

Prompt: Watch FLOW Extras DVD Episode 4 Module 3 "Hockey"

What would happen if we all played sports any way we wanted to, without any rules for the players? Would the games be fun?

What are some of the rules at home or in your class?

What do you think of rules? Are they helpful?

What would life be like if no one followed "the rules?" For example, what would your drive to church or school be like? What would your morning look like at home?

God provided rules for his people the Israelites so they could live together, we call these Rules the Ten Commandments. God's laws were designed to help the Israelites live together well, and attract other nations to follow the one true God. Let's look at these laws. Together.



Week 4^{of} 7



God's Order Helps Us Live Together

Memory Verse

Bible Reading:
Ex. 19:16-20

Bible Reading:
Ex. 20:1-17

Bible Reading:
Mark 12:29-34

Review
Memory Verse

Bible Reading Exodus 19:16-20

On the morning of the third day there were thunders and lightnings and a thick cloud on the mountain and a very loud trumpet blast so that all the people in the camp trembled. Then Moses brought the people out of the camp to meet God, and they took their stand at the foot of the mountain. Now Mount Sinai was wrapped in smoke because the Lord had descended on it in fire. The smoke of it went up like the smoke of a kiln, and the whole mountain trembled greatly. And as the sound of the trumpet grew louder and louder, Moses spoke and God answered him in thunder. The Lord came down on Mount Sinai, to the top of the mountain. And the Lord called Moses to the top of the mountain and Moses went up.

Do you think Moses and the people of Israel were afraid? The entire mountain was wrapped in smoke! God answered in thunder. ***Do you think God had something very important to tell the Israelites?***

Bible Reading Exodus 20:1-17

God gave his people the Israelites these commandments:

"You shall have no other Gods before me."

"You shall not make for yourself a carved image, or any likeness of anything that is in heaven above, or that is in the earth beneath, or that is in the water under the earth."

"You shall not take the name of the Lord your God in vain, for the Lord will not hold him guiltless who takes his name in vain."

"Remember the Sabbath day, to keep it holy."



Week 4^{of} 7



God's Order Helps Us Live Together

Memory Verse

Bible Reading:
Ex. 19:16-20

Bible Reading:
Ex. 20:1-17

Bible Reading:
Mark 12:29-34

**Review
Memory Verse**

Bible Reading (continued)

Exodus 20:1-17

"Honor your father and your mother, that your days may be long in the land that the Lord your God is giving you."

"You shall not murder."

"You shall not commit adultery."

"You shall not steal."

"You shall not bear false witness against your neighbor."

"You shall not covet your neighbor's house; you shall not covet your neighbor's wife, or his male servant, or his female servant, or his ox, or his donkey, or anything that is your neighbor's."

Prompt: What do you think of these rules? Do you think they helped God's people the Israelites to live in harmony with each other, and to be an example to others of following the one true God?

Let's talk about Jesus: In the book of Mark, a scribe (a student of the Law of God) came to Jesus and asked him a very important question about the Commandments, "Which commandment is the most important of all?" Let us look at Jesus' response.

Bible Reading

Mark 12:29-34

Jesus answered, 'The most important is, "Hear, O Israel: The Lord our God, the Lord is one. And you shall love the Lord your God with all your heart and with all your soul and with all your mind and with all your strength." The second is this: "You shall love your neighbor as yourself." There is no other commandment greater than these.'

Which Commandment did Jesus say was the greatest?

continued »



Week 4^{of} 7



God's Order Helps Us Live Together

Memory Verse

Bible Reading:
Ex. 19:16-20

Bible Reading:
Ex. 20:1-17

Bible Reading:
Mark 12:29-34

Review
Memory Verse

Bible Reading (continued)

Mark 12:29-34

Christ said that the reason we follow God's law is to love God and to love our neighbor. God's laws help us to live well with those around us, and to show the world a flourishing life lived in Christ.

How about you? Can you practice loving God and loving your neighbor this week? How would that look? Could you love your little brother or sister? Can you listen carefully at church? Can you be kind to someone new?

Review Memory Verse

Micah 6:8 *He has told you, O man, what is good; and what does the Lord require of you but to do justice, and to love kindness, and to walk humbly with your God?*

Micah 6:8 (with hand motions)

He has told you, O man, what is good; (put finger to lips as if to say be quiet, then move it away from your mouth in a forward direction)

and what does (palms up, hands spread)

the Lord (point up)

require (ASL sign: index finger into opposite palm, pull hands toward you)

of you? (point with both hands)

to act justly (ASL sign for "justice:" pinch fingers together of each hand, move hands up and down as a scale would move.)

to love mercy (cross wrists across chest)

and to walk humbly (walk fingers across open palm)

with your God. (point up)



Do Justice.
Love Kindness.
Walk Humbly.

Micah 6:8 He has told you, O man, what is good; and what does the Lord require of you, but to do justice, and to love kindness, and to walk humbly with your God?

Memory Verse - Order

Micah 6:8

He has told you, O man, what is good;
and what does the Lord require of you
but to do justice, and to love kindness,
and to walk humbly with your God?



Memory Verse - Order

Micah 6:8

He has told you, O man, what is good;
and what does the Lord require of you
but to do justice, and to love kindness,
and to walk humbly with your God?



Memory Verse - Order

Micah 6:8

He has told you, O man, what is good;
and what does the Lord require of you
but to do justice, and to love kindness,
and to walk humbly with your God?



Memory Verse - Order

Micah 6:8

He has told you, O man, what is good;
and what does the Lord require of you
but to do justice, and to love kindness,
and to walk humbly with your God?



Memory Verse - Order

Micah 6:8

He has told you, O man, what is good;
and what does the Lord require of you
but to do justice, and to love kindness,
and to walk humbly with your God?



Memory Verse - Order

Micah 6:8

He has told you, O man, what is good;
and what does the Lord require of you
but to do justice, and to love kindness,
and to walk humbly with your God?



Memory Verse - Order

Micah 6:8

He has told you, O man, what is good;
and what does the Lord require of you
but to do justice, and to love kindness,
and to walk humbly with your God?



Memory Verse - Order

Micah 6:8

He has told you, O man, what is good;
and what does the Lord require of you
but to do justice, and to love kindness,
and to walk humbly with your God?



Memory Verse - Order

Micah 6:8

He has told you, O man, what is good;
and what does the Lord require of you
but to do justice, and to love kindness,
and to walk humbly with your God?





1ST-2ND

7-WEEK Series



Wisdom Helps Us to See God



Passage

Psalm 8



Principle

Wisdom is more than just information, it is seeing God, and all of humanity rightly. It is the correct appropriation of information.

Vocabulary

Activity

Bible Reading:
Ps. 8

Bible Reading:
Ps. 111:10

Bible Reading:
Rom. 1:20

Review
Memory Verse

Vocabulary

TEACHER'S NOTE: "We have shown that the Son of God created the world for this very end, to communicate Himself in an image of His own Excellency [...] When we behold the light and the brightness of the sun, the golden edges of an evening cloud, or the beauteous rainbow, we behold the adumbrations of His glory and goodness, and in the blue sky, of His mildness and gentleness." — Jonathan Edwards (1703-1758) quoted from NIV Stewardship Study Bible

Adumbrations: producing a faint image or resemblance of: to outline or sketch. To foreshadow; prefigure

Activity

Materials Needed: Magnified images of items, or magnifying glasses

Bring items that God has created to class, or bring magnified images of ordinary things (e.g., ants, salt, bug eye, pollen). You could also bring magnifying glasses and ordinary objects like flowers or insects. Show the students the wonder of creation.

What do you think about all of God's creation? What are some words you could use to describe it? Amazing, magnificent, etc.

continued »



Week 5^{of} 7



Wisdom Helps Us to See God

Vocabulary

Activity

Bible Reading:
Ps. 8

Bible Reading:
Ps. 111:10

Bible Reading:
Rom. 1:20

Review
Memory Verse

Activity (continued)

What do you think is the difference between knowledge and wisdom? Who is the smartest person you know? Is that person wise?

We will look at how knowledge leads us to wisdom and how wisdom leads us to see God.

Bible Reading Psalm 8

As you read through Psalm 8, pause after each line to relate the content to the children:

*O Lord, our Lord, how majestic is your name in all the earth!
The whole earth declares his glory!*

*You have set your glory above the heavens.
God is more amazing than we could imagine!*

*Out of the mouths of babies and infants, you have established strength
because of your foes, to still the enemy and the avenger.
Even the tiny brand new humans speak of God's wonder!*

*When I look at your heavens, the work of your fingers, the moon and the
stars which you have set in place,
We are overwhelmed by the moon and stars - their beauty and their
majesty.*

*what is man that you are mindful of him, and the son of man that you
care for him?
It is surprising that God even thinks of us, when His creation is so
immense!*



Week 5 of 7



Wisdom Helps Us to See God

Vocabulary

Activity

Bible Reading:
Ps. 8

Bible Reading:
Ps. 111:10

Bible Reading:
Rom. 1:20

Review
Memory Verse

Bible Reading (continued)

Psalm 8

Yet you have made him a little lower than the heavenly beings and crowned him with glory and honor. You have given him dominion over the works of your hands; you have put all things under his feet, all sheep and oxen, and also the beasts of the field, the birds of the heavens, and the fish of the sea, whatever passes along the paths of the seas.

And yet God gave us many gifts, and gave us creation to care for.

O Lord, our Lord how majestic is your name in all the earth!

God is greater than we could imagine!

This is a song of praise to God for what he has done, for the wonder and order of the creation, for God's lovingkindness and the generosity of his plan for the world.

Today we are going to study wisdom. ***What do you think wisdom is? Do you think it is just a bunch of knowledge? If you go to school long enough will you become wise?*** Knowledge and wisdom are two different things. Knowledge is about information. Wisdom is about using that information correctly. For example: we can know what a poisonous snake looks like, and we can know what will happen, but if we do not run when the snake approaches, our knowledge will not do us any good. Wisdom is taking the knowledge and using it. Let's look at how we get wisdom:

Bible Reading

Psalm 111:10

The fear of the Lord is the beginning of wisdom; all those who practice it have a good understanding. His praise endures forever.

We receive wisdom through respect for God. We know we can receive wisdom from God through his word. ***How can we receive wisdom from the world around us?***



Week 5^{of} 7



Wisdom Helps Us to See God

Vocabulary

Activity

Bible Reading:
Ps. 8

Bible Reading:
Ps. 111:10

Bible Reading:
Rom. 1:20

Review
Memory Verse

Bible Reading

Romans 1:20

For his invisible attributes, namely his eternal power and divine nature, have been clearly perceived, ever since the creation of the world, in the things that have been made so they are without excuse.

What does that mean? It means we can see things about God through His creation. We can see like the psalmist that God is Majestic and worthy of praise.

What qualities of God can you see in Creation? Love, longsuffering, patience, order: let kids speak freely about what they see in Creation.

How does seeing those qualities of God help you grow in wisdom?

"I do not think that I have ever seen anything more beautiful than the bluebell I have been looking at. I know the beauty of the Lord by it. The creation does praise Him, does reflect honor on Him, is of service to Him...The sun and the stars shining glorify God. They stand where He placed them. They move where He bid them. The heavens declare the glory of God...The bird sings to Him. The thunder speaks of His terror. The lion is like his strength. The sea is like His greatness. The honey like His sweetness. They are something like Him. They make Him known. They tell of Him...for Christ plays in ten thousand places, lovely in limbs and lovely in eyes not His, to the Father through the features of men's faces" - Gerard Manley Hopkins

Notice that the things we see in nature remind us of God, not the other way around. God's strength does not remind us of the lion, it is the strength of the lion that reminds us of God.



Week 5^{of 7}



Wisdom Helps Us to See God

Vocabulary

Activity

Bible Reading:
Ps. 8

Bible Reading:
Ps. 111:10

Bible Reading:
Rom. 1:20

Review
Memory Verse

Review Memory Verse

Proverbs 3:13-14 *Blessed is the one who finds wisdom, (hand over eyebrows as if looking for something)*

and the one who gets understanding,

for the gain from her is better than gain from silver and her profit better than gold.” (move hands as if gathering)



Proverbs 3:3-14



Blessed is the one who finds wisdom, and the one who gets understanding, for the gain from her is better than gain from silver, and her profit better than gold.



Memory Verse - Wisdom

Proverbs 3:13-14

Blessed is the one who finds wisdom, and the one who gets understanding, for the gain from her is better than gain from silver and her profit better than gold.



Memory Verse - Wisdom

Proverbs 3:13-14

Blessed is the one who finds wisdom, and the one who gets understanding, for the gain from her is better than gain from silver and her profit better than gold.



Memory Verse - Wisdom

Proverbs 3:13-14

Blessed is the one who finds wisdom, and the one who gets understanding, for the gain from her is better than gain from silver and her profit better than gold.



Memory Verse - Wisdom

Proverbs 3:13-14

Blessed is the one who finds wisdom, and the one who gets understanding, for the gain from her is better than gain from silver and her profit better than gold.



Memory Verse - Wisdom

Proverbs 3:13-14

Blessed is the one who finds wisdom, and the one who gets understanding, for the gain from her is better than gain from silver and her profit better than gold.



Memory Verse - Wisdom

Proverbs 3:13-14

Blessed is the one who finds wisdom, and the one who gets understanding, for the gain from her is better than gain from silver and her profit better than gold.



Memory Verse - Wisdom

Proverbs 3:13-14

Blessed is the one who finds wisdom, and the one who gets understanding, for the gain from her is better than gain from silver and her profit better than gold.



Memory Verse - Wisdom

Proverbs 3:13-14

Blessed is the one who finds wisdom, and the one who gets understanding, for the gain from her is better than gain from silver and her profit better than gold.



Memory Verse - Wisdom

Proverbs 3:13-14

Blessed is the one who finds wisdom, and the one who gets understanding, for the gain from her is better than gain from silver and her profit better than gold.





1ST-2ND

7-WEEK Series



God Made Us to Wonder at His Creation



Passage

Psalm 65:5-13



Principle

It is through wonder of God's creation, that we can Behold his work, and Be still for Him to speak.

■ Introduction

Bible Reading:
Ps. 65:5-6

Bible Reading:
Ps. 65:7-8

Bible Reading:
Ps. 65:9-11

Review
Memory Verse

Activity

Introduction

Prompt: What does it mean to behold something? It means we are looking at it, right? We can behold each other, and the world around us. Let's talk about some of the things we like to behold.

Where is your favorite outdoor spot? Is it the beach, the mountains, a ski slope, a garden, a desert? Why? What makes that part of nature special to you? Let each student answer.

Does being in your favorite outdoor spot make you feel like you are amazing, or does it make you feel very small?

God made us to wonder at his creation. He made us to appreciate, enjoy, and praise him. When we remember and consider the incredible sacrifice Jesus made for us, out of the Father's great love for the world, we realize we are not the center of our lives, but Jesus is! Our wonder for the beauty of God and his world help us to experience who God is.

Creation does not tell you everything you need to know about God, but it does tell you some important things. We can't see God with our eyes, but the creation reveals some of God's invisible qualities to us. For example, we can see God's power in the size and complexity of creation, in the moon and the stars and our solar system. The sun rising and setting speaks of his faithfulness. The beauty and order and design of creation

continued »



Week 6^{of} 7



God Made Us to Wonder at His Creation

Introduction

Bible Reading:
Ps. 65:5-6

Bible Reading:
Ps. 65:7-8

Bible Reading:
Ps. 65:9-11

Review
Memory Verse

Activity

Introduction (continued) Romans 1:20

show us God's divine nature. ***Can you think of any other things in nature that remind you of God's strength, power, or faithfulness? Large powerful animals, storms, seasons...***

King David wrote many psalms praising God for who he is, and wondering at all of the amazing things God has done. Let's read one of David's psalms and see if we can wonder at all of the great things God has done.

Bible Reading Psalm 65:5-6

By awesome deeds you answer us with righteousness, O God of our salvation, the hope of all the ends of the earth and all of the farthest seas; the one who by his strength established the mountains, being girded with might.

People all around the world put their trust in God. David says that God has power. ***How does God show his power and how strong he is? Allow students to answer.***

God made the mountains! ***Have you been to the mountains? What are the mountains like? Allow students to answer.*** They are big! The tallest mountain in the world, Mount Everest, is 5 ½ miles high, which is as high as you could fly in an airplane. That would take a lot of power to make. God is powerful! Let's see what else we can wonder at...



Week 6^{of} 7



God Made Us to Wonder at His Creation

Introduction

Bible Reading:
Rom. 1:20

Bible Reading:
Ps. 65:5-6

Bible Reading:
Ps. 65:7-8

Bible Reading:
Ps. 65:9-11

Review
Memory Verse

Activity

Bible Reading (continued) Psalm 65:5-6

People all around the world put their trust in God. David says that God has power. **How does God show his power and how strong he is?** Allow students to answer.

God made the mountains! **Have you been to the mountains? What are the mountains like?** Allow students to answer. They are big! The tallest mountain in the world, Mount Everest, is 5 ½ miles high, which is as high as you could fly in an airplane. That would take a lot of power to make. God is powerful! Let's see what else we can wonder at...

Bible Reading Psalm 65:7-8

Who stills the roaring of the seas, the roaring of their waves, the tumult of the peoples, so that those who dwell at the ends of the earth are in awe at your signs. You make the going out of the morning and the evening to shout for joy.

Prompt: What does David say God does for the oceans and roaring waves? Allow students to answer. God calms them! Do you remember the story about Jesus and his disciples sailing in a boat that got caught suddenly in a storm? The waves and wind were about to wreck the boat, and the disciples thought they would be lost. They cried out to Jesus. Jesus stood up and told the wind and the waves to stop. And they did! God calmed the storm. God calms the oceans and the roaring waves. God is peace! That's amazing! Let's see what else we can wonder at.

David lists more things that God does for his people through creation. David says that God takes care of the land and the waters it. **Why do you think God would give us land and make sure it received water?** Allow students to answer. We could grow food! God is kind, and provides for our needs. Creation allows us to see his kindness. Let us read further in our text.



Week 6^{of} 7



God Made Us to Wonder at His Creation

Introduction

Bible Reading:
Rom. 1:20

Bible Reading:
Ps. 65:5-6

Bible Reading:
Ps. 65:7-8

Bible Reading:
Ps. 65:9-11

**Review
Memory Verse**

Activity

Bible Reading Psalm 65:9-11

You visit the earth and water it; you greatly enrich it; the river of God is full of water; you provide their grain, for so you have prepared it. You water its furrows abundantly, settling its ridges, softening it with showers, and blessing its growth. You crown the year with your bounty; your wagon tracks overflow with abundance.

God is powerful, God is peace, God is kind and God is good, he provides for us. It is through the lens of creation, that we can see his attributes. God made us to wonder at his creation. David saw creation's wonder and it led him to seek God. Our memory verse is one of David's prayers.

Review Memory Verse

Psalm 27:4 (with hand motions)

One thing (number one sign) • *have I asked of the Lord*, (hands open)

that I will seek after: (hand to forehead over eyebrows as if searching)

that I (point to self)

may dwell in the house (fingers put together making a tent with hands)

of the Lord (point up) • *all the days of my life*, (with one hand make a circular motion away from front of chest)

to gaze upon the beauty (look upward, hands open)

of the Lord (point up)

and to inquire (hand to forehead over eyebrows as if looking for something)

In his temple. (fingers pressed together to make tent with hands)



Week 6^{of} 7



God Made Us to Wonder at His Creation

Introduction

Bible Reading:
Rom. 1:20

Bible Reading:
Ps. 65:5-6

Bible Reading:
Ps. 65:7-8

Bible Reading:
Ps. 65:9-11

**Review
Memory Verse**

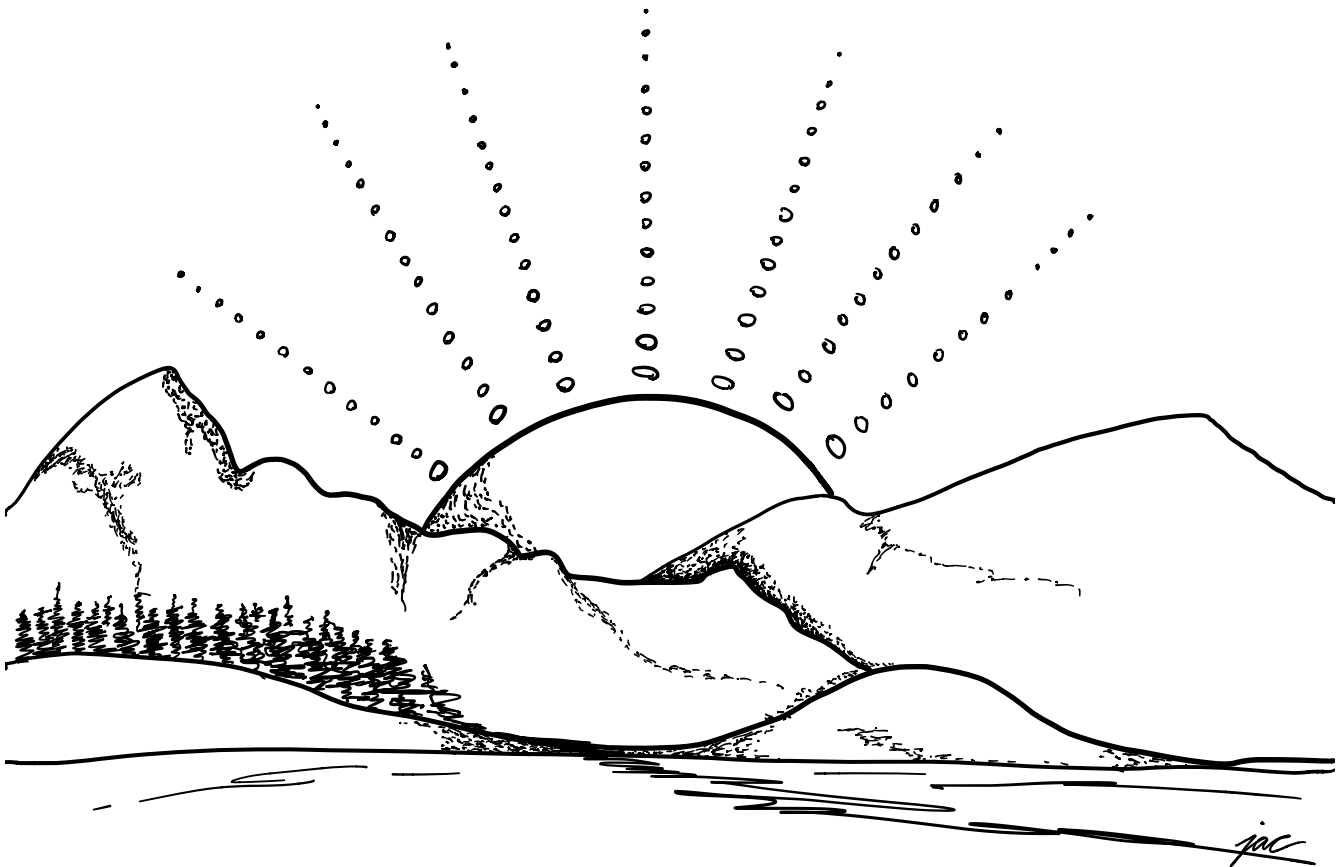
■ Activity

Activity

Wonder bags.

Materials needed: flowers, seeds, feathers, pine cones, any object from the natural world, small paper bags, magnifying glasses

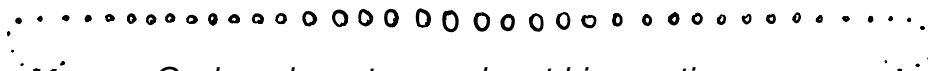
Directions: Fill bags with objects from the natural world, one object per bag. Have students guess what is in each bag. After every child has had an opportunity to guess, take each object out and notice different qualities about each object. For older students, bring magnifying glasses so that the children can look at the objects in greater detail.



Psalm 27:4



*One thing have I asked of the Lord, that will I seek after:
that I may dwell in the house of the Lord all the days of my
life, to gaze upon the beauty of the Lord and to inquire in
his temple.*



God made us to wonder at his creation.

Memory Verse - Wonder

Psalms 27:4

One thing I have asked of the Lord, that will I seek after: that I may dwell in the house of the Lord all the days of my life, to gaze upon the beauty of the Lord in his temple.



Memory Verse - Wonder

Psalms 27:4

One thing I have asked of the Lord, that will I seek after: that I may dwell in the house of the Lord all the days of my life, to gaze upon the beauty of the Lord in his temple.



Memory Verse - Wonder

Psalms 27:4

One thing I have asked of the Lord, that will I seek after: that I may dwell in the house of the Lord all the days of my life, to gaze upon the beauty of the Lord in his temple.



Memory Verse - Wonder

Psalms 27:4

One thing I have asked of the Lord, that will I seek after: that I may dwell in the house of the Lord all the days of my life, to gaze upon the beauty of the Lord in his temple.



Memory Verse - Wonder

Psalms 27:4

One thing I have asked of the Lord, that will I seek after: that I may dwell in the house of the Lord all the days of my life, to gaze upon the beauty of the Lord in his temple.



Memory Verse - Wonder

Psalms 27:4

One thing I have asked of the Lord, that will I seek after: that I may dwell in the house of the Lord all the days of my life, to gaze upon the beauty of the Lord in his temple.



Memory Verse - Wonder

Psalms 27:4

One thing I have asked of the Lord, that will I seek after: that I may dwell in the house of the Lord all the days of my life, to gaze upon the beauty of the Lord in his temple.



Memory Verse - Wonder

Psalms 27:4

One thing I have asked of the Lord, that will I seek after: that I may dwell in the house of the Lord all the days of my life, to gaze upon the beauty of the Lord in his temple.



Memory Verse - Wonder

Psalms 27:4

One thing I have asked of the Lord, that will I seek after: that I may dwell in the house of the Lord all the days of my life, to gaze upon the beauty of the Lord in his temple.





The Church is Family Living God's Purposes

1ST-2ND

7-WEEK Series



Passage

Matthew 6:5-13



Principle

The Lord's prayer reminds us of what the church is, it is God's family living God's Purposes

■ Introduction

Activity

Bible Reading:

The Lord's
Prayer, pt. 1

Bible Reading:

Matt. 7:9-11

Bible Reading:

The Lord's
Prayer, pt. 2

Review

Memory Verse

Activity

Introduction

We have learned a lot about how God has created us: God makes us to love Him and each other, He has given us our families to learn about that love. We have learned that God makes each of us unique with talents and abilities that are used to share God's love for others. God also made a beautiful world for us to wonder at and think about.

But what about church? What does church have to do with it? Is the church just a building? Allow students to answer.

Prompt: Show extras video Episode 7 Module 3: The Lord's Prayer

When you think of family, do you think of your brothers and sisters? How many people are in your family? Allow kids to answer.

Do you think of the people at church as your family?



Week 7^{of} 7



The Church is Family Living God's Purposes

Introduction

Activity

Bible Reading:
The Lord's
Prayer, pt. 1

Bible Reading:
Matt. 7:9-11

Bible Reading:
The Lord's
Prayer, pt. 2

**Review
Memory Verse**

Activity

Activity

The Lord's Prayer gives us a picture of the church. The church is family living God's purposes. All of these people in your class are your brothers and sisters, including your teacher. It is the people that worship God that make up his Church.

Be the Church. *Have students stand in a square with their arms over their heads shaped like a roof. The students should be encouraged to make their bodies into windows and doors. As they are enjoying "being the church" remind them that the church is God's family living God's purposes (remember to let them laugh and enjoy this time).*

Bible Reading

The Lord's Prayer (Matthew 6:5-13) - part 1

Matthew 6:5-13 contains the Lord's Prayer. It shows us a lot about the God's purpose for the church.

Let's talk about it. ***What does this tell us about the church?***

Matthew 6:5-13 (with hand motions and talking points)

Our Father in heaven (Have Students point towards heaven with their hands.)

God is our heavenly Father. Any person who has put their faith in Christ has God as their "daddy". We know we can trust God to be a good father.

hallowed be your name (have students do ASL sign for "holy" slide first 2 fingers of right hand out across open palm of left hand)

We know God is holy, and we should hallow or respect his name.

Your kingdom come (ASL sign for "come" begin by pointing up and then down to a spot in front of you – as if saying "get over here now!")

We want God's kingdom here on earth, we want others to know God and obey him.



Week 7^{of} 7



The Church is Family Living God's Purposes

Introduction

Activity

Bible Reading:
The Lord's
Prayer, pt. 1

Bible Reading:
Matt. 7:9-11

Bible Reading:
The Lord's
Prayer, pt. 2

Review
Memory Verse

Activity

Bible Reading (continued)

The Lord's Prayer (Matthew 6:5-13) - part 1

thy will be done on earth as it is in Heaven. (point down to "earth" and then up to heaven.)

Give us this day our daily bread

What do you think "our daily bread" is? Allow answers.

Do you think that is something that a Dad would provide? Jesus taught his disciples about what a good father is.

Bible Reading

Matthew 7:9-11

Or which one of you, if his son asks him for bread, will give him a stone? Or if he asks for a fish, will give him a serpent? If you then, who are evil, know how to give good gifts to your children, how much more will your Father who is in heaven give good things to those who ask him!

*Play the game **Giving Good Things** to illustrate the truth that God gives good gifts to his children.*

Materials needed: good gifts (snacks, lovely jewelry, special photographs, bread) and bad gifts (a rock, plastic snake, plastic bug).

Have the children ask you to give them one of the good gifts. When they ask, give them one of the bad gifts. Next have them ask for one of the bad gifts, instead give something good. God is a good father, he would not give us bad things when we asked for good, He cares for us and gives even better than we could.

We trust that God provides for us. Just as an earthly father is supposed to care for his children, our Heavenly Father wants to take care of us.



Week 7^{of} 7



The Church is Family Living God's Purposes

Introduction

Activity

Bible Reading:
The Lord's
Prayer, pt. 1

Bible Reading:
Matt. 7:9-11

Bible Reading:
The Lord's
Prayer, pt. 2

**Review
Memory Verse**

Activity

Bible Reading

The Lord's Prayer (Matthew 6:5-13) - part 2

And forgive us our debts, as we also have forgiven our debtors.

We trust that God forgives our sins and helps us forgive others.

And lead us not into temptation, but deliver us from evil.

Since we are exiles (our real home is in heaven) here on earth, we will face trials, hard things, painful things. But Jesus reminds us that God is with us and we can lean on Him for help.

God has provided us with a church family to do His Kingdom work on earth.

Review Memory Verse

Revelation 21:3-4 *And I heard a loud voice from the throne saying, "Behold, the dwelling place of God is with man. He will dwell with them, and they will be his people, and God himself will be with them as their God."*

Revelation 21:3-4 (with hand motions)

And I heard a loud voice from the throne saying, (hands behind ears as if listening)

"Behold, the dwelling place of God is with man. (point to heaven for God, and to earth for man)

He will dwell with them, and they will be his people, and God himself will be with them as their God." (form hands into a tent)

God's dwelling place is with his people both now and in the kingdom to come. God sent his Son as the payment for our sin. He has been preparing the way through all of time for his kingdom. The church is family to one another, and God uses us to live God's purposes in the world.



Week 7^{of} 7



The Church is Family Living God's Purposes

Introduction

Activity

Bible Reading:

The Lord's
Prayer, pt. 1

Bible Reading:

Matt. 7:9-11

Bible Reading:

The Lord's
Prayer, pt. 2

Review

Memory Verse

Activity

Review Memory Verse (cont'd)

How can we show the world what it looks like to be a family in the Church? Answers could include: help each other, be kind to others that are visiting church for the first time, encourage each other during the week, get along in class.

What can we do this week to encourage our brothers and sisters?


Activity

Materials needed: notebook paper or blank pages to draw pictures.

Write letters to people in the church. Children should write letters to fellow "brothers and sisters" in the church. Remember, all who are involved in the church are a part of the body, not just those who are ministering.



Prolepsis- the representation or assumption of a future act or development as if presently existing or accomplished. We can safely say this is a bean plant although it is really only a bean sprout. Just as we can say this is a bean plant, we can also see God's coming kingdom now, and live it out in the world around us. His kingdom, not yet, now.



Memory Verse - Church

Revelation 21:3

And I heard a loud voice from the throne saying, "Behold, the dwelling place of God is with man. He will dwell with them, and they will be his people, and God himself will be with them as their God."



Memory Verse - Church

Revelation 21:3

And I heard a loud voice from the throne saying, "Behold, the dwelling place of God is with man. He will dwell with them, and they will be his people, and God himself will be with them as their God."



Memory Verse - Church

Revelation 21:3

And I heard a loud voice from the throne saying, "Behold, the dwelling place of God is with man. He will dwell with them, and they will be his people, and God himself will be with them as their God."



Memory Verse - Church

Revelation 21:3

And I heard a loud voice from the throne saying, "Behold, the dwelling place of God is with man. He will dwell with them, and they will be his people, and God himself will be with them as their God."



Memory Verse - Church

Revelation 21:3

And I heard a loud voice from the throne saying, "Behold, the dwelling place of God is with man. He will dwell with them, and they will be his people, and God himself will be with them as their God."



Memory Verse - Church

Revelation 21:3

And I heard a loud voice from the throne saying, "Behold, the dwelling place of God is with man. He will dwell with them, and they will be his people, and God himself will be with them as their God."



Memory Verse - Church

Revelation 21:3

And I heard a loud voice from the throne saying, "Behold, the dwelling place of God is with man. He will dwell with them, and they will be his people, and God himself will be with them as their God."



Memory Verse - Church

Revelation 21:3

And I heard a loud voice from the throne saying, "Behold, the dwelling place of God is with man. He will dwell with them, and they will be his people, and God himself will be with them as their God."



Memory Verse - Church

Revelation 21:3

And I heard a loud voice from the throne saying, "Behold, the dwelling place of God is with man. He will dwell with them, and they will be his people, and God himself will be with them as their God."





3RD - 6TH

7-WEEK Series



God Made Us to Bless the World



Passage

Jeremiah 29:4-14



Principle

God told the Israelites to be a blessing during their exile, in that same way, we can be blessings to others here on earth even though our home is in heaven.

Activity

Vocabulary

Activity

Memory Verse

Bible Look Up:
The Story of
Daniel

Bible Look Up:
Jer. 29:4-7

Bible Look Up:
Jer. 29:11 and
Jer. 32:37-38

Review
Memory Verse

Prayer
Requests

Activity

With permission, take your students on a journey, take them quietly through the church and away from the classroom, if possible, do part of the lesson "In exile." Once the students learn, what an exile is, you could return to your class, or do your whole lesson "in exile."

Vocabulary

Oikonomia (Oy-kon-om-ee'-ah): House management or stewardship; how our spheres of life - Family, Church, personal relationships - fit into God's economy for the world.

Welfare: the health, happiness, and fortunes of a person or group



Week 1^{of} 7



God Made Us to Bless the World

Activity

Vocabulary

Activity

Memory Verse

Bible Look Up:
The Story of
Daniel

Bible Look Up:
Jer. 29:4-7

Bible Look Up:
Jer. 29:11 and
Jer. 32:37-38

Review
Memory Verse

Prayer
Requests

Activity

Prompt: Watch Evan on the extras disk Episode 1 Module1 “The Letter”

The Israelites were God’s special people who worshiped only Him as the One, True God. Evil kings led the nation of Israel away from God. As a result, Israel was invaded by enemy nations and Jerusalem was destroyed. It was a very sad time for the Israelites. They lost their homes. They lost their Temple. They had to leave their own country and travel far away to live in Babylon. They were in exile. But the prophet Jeremiah encouraged the Israelites:

Memory Verse

Jeremiah 29:7 *But seek the welfare of the city where I have sent you into exile, and pray to the Lord on its behalf, for in its welfare, you will find your welfare.*

Prompt: Have you ever moved to a new place? Or have you ever had to go someplace new, where you didn’t know anyone? How did you feel?

This week we will be talking about the Israelites, when they were taken captive and were exiles in Babylon.

What is an exile? A person forced to leave their country and made to live in another country.

For this next section of Bible Look Up, have the kids look up the verses on their own. They will love the freedom to explore; remember to be patient.



Week 1^{of 7}



God Made Us to Bless the World

Activity

Vocabulary

Activity

Memory Verse

Bible Look Up:
The Story of
Daniel

Bible Look Up:
Jer. 29:4-7

Bible Look Up:
Jer. 29:11 and
Jer. 32:37-38

Review
Memory Verse

Prayer
Requests

Bible Look Up The Story of Daniel

King Nebuchadnezzar took many young men who were wise, good looking, and had courtly manners and brought them to his palace (Daniel 1:4-7).

What were some of the names of the exiles? Daniel, Hananiah, Mishael, and Azariah – their Hebrew names, or Belteshazzar, Shadrach, Meshach and Abednego – their Babylonian names. ***How would you have felt in this situation, away from your home, everything you ever knew? Let the kids go around the room and answer. Would you have been afraid? Would you be angry at being taken away from your home and family, and given new names? How would your spend your time?*** Daniel, Shadrach, Meshach and Abednego showed the Babylonians that though they could not take part in everything that Babylon had to offer, they would do their best to serve the king. God gave the four men wisdom and understanding, and they served Nebuchadnezzar. They sought the welfare of their new city.

How did God expect the Israelites to behave in Exile? What was his Oikonomia for living in a foreign country?

Bible Look Up Jeremiah 29:4-7

Thus says the Lord of hosts, the God of Israel to all the exiles whom I have sent into exile from Jerusalem to Babylon: Build houses and live in them; plant gardens and eat their produce. Take wives and have sons and daughters; take wives for your sons, and give your daughters in marriage, that they may bear sons and daughters; multiply there and do not decrease. But seek the welfare of the city where I have sent you into exile, and pray to the Lord on its behalf, for in its welfare you will find your welfare.



Week 1^{of} 7



God Made Us to Bless the World

Activity

Vocabulary

Activity

Memory Verse

Bible Look Up:
The Story of
Daniel

Bible Look Up:
Jer. 29:4-7

Bible Look Up:
Jer. 29:11 and
Jer. 32:37-38

Review
Memory Verse

Prayer
Requests

Bible Look Up (continued) Jeremiah 29:4-7

God wanted the Israelites to build houses, get married, have children, and seek the welfare of the city.

The Israelites would not be exiles forever, but God had a job for them even when they were in exile.

Bible Look Up Jeremiah 29:11 and Jeremiah 32:37-38

Jeremiah 29:11 *For I know the plans I have for you declares the LORD, plans for welfare and not for evil, to give you a future and a hope.*

Jeremiah 32:37-38 *Behold I will gather them from all the countries to which I drove them in my anger and my wrath and in great indignation. I will bring them back to this place, and I will make them dwell in safety. And they shall be my people and I will be their God.*

What do you think about being called an exile? Remember what being an exile means: to be forced to leave your country and be made to live in another country. **Why is a follower of Jesus also an exile?**

*Have the kids look-up **Philippians 3:20** But our citizenship is in heaven and from it we await a Savior the Lord Jesus Christ.*

Heaven is the country where we belong and where we will join Jesus one day. That makes us exiles living here on earth. **What does God want us to do with our lives until we go to Heaven?** Does he want us to wait around? Stay in bed? Plant a garden?...



Week 1^{of} 7



God Made Us to Bless the World

Activity

Vocabulary

Activity

Memory Verse

Bible Look Up:
The Story of
Daniel

Bible Look Up:
Jer. 29:4-7

Bible Look Up:
Jer. 29:11 and
Jer. 32:37-38

Review
Memory Verse

Prayer
Requests

Review Memory Verse

Jeremiah 29:7 (with hand motions)

But seek the welfare of the city where I have sent you into exile...
(ASL sign for “seek,” one hand next to eyes as if holding a pair of binoculars, bring hand around face)

and pray to the Lord on its behalf
(hands folded as if in prayer)

for in its welfare, you will find your welfare
(ASL sign for “good,” right hand palm toward mouth bring forward and down to left hand palm facing upward)

God made us to bless the world!

Prompt: *What does seeking the welfare of the city mean?*

How do we seek the welfare of the city? Some ideas: we can seek the welfare of our city through our families, our work, our creative service, our hospitality, the wisdom that comes from God and the wonder of the world. We can also be part of God’s Oikonomia for the world, seeking the welfare of our city through His church. We come to church to learn God’s word and seek together to obey it. Talk with your parents about how you can seek the welfare of your city.

Prayer Requests

One way that we care for each other in our church community is that we pray for one another. Remember to pray for the welfare of your city.

TEACHER’S NOTE: *Have a notebook ready to record the requests. You’ll be able to pray for kids at home and have a diary of the years’ prayer requests.*

Memory Verse - Exile

Jeremiah 29:7

But seek the welfare of the city where I have sent you into exile, and pray to the Lord on its behalf, for in its welfare, you will find your welfare.



Memory Verse - Exile

Jeremiah 29:7

But seek the welfare of the city where I have sent you into exile, and pray to the Lord on its behalf, for in its welfare, you will find your welfare.



Memory Verse - Exile

Jeremiah 29:7

But seek the welfare of the city where I have sent you into exile, and pray to the Lord on its behalf, for in its welfare, you will find your welfare.



Memory Verse - Exile

Jeremiah 29:7

But seek the welfare of the city where I have sent you into exile, and pray to the Lord on its behalf, for in its welfare, you will find your welfare.



Memory Verse - Exile

Jeremiah 29:7

But seek the welfare of the city where I have sent you into exile, and pray to the Lord on its behalf, for in its welfare, you will find your welfare.



Memory Verse - Exile

Jeremiah 29:7

But seek the welfare of the city where I have sent you into exile, and pray to the Lord on its behalf, for in its welfare, you will find your welfare.



Memory Verse - Exile

Jeremiah 29:7

But seek the welfare of the city where I have sent you into exile, and pray to the Lord on its behalf, for in its welfare, you will find your welfare.



Memory Verse - Exile

Jeremiah 29:7

But seek the welfare of the city where I have sent you into exile, and pray to the Lord on its behalf, for in its welfare, you will find your welfare.



Memory Verse - Exile

Jeremiah 29:7

But seek the welfare of the city where I have sent you into exile, and pray to the Lord on its behalf, for in its welfare, you will find your welfare.





3RD-6TH

7-WEEK Series



God Blesses Families to be a Blessing



Passage

Genesis 12:1-6; 17:7



Principle

Just as God used Abraham's family to bless the entire world, he can bless our families to be a blessing.

Memory Verse

Vocabulary

Bible Look Up:
Gen. 12:1-3

Bible Look Up:
Gen. 12:4-6

Bible Look Up:
Gen. 17:7

Bible Look Up:
Deut. 6:6-7

Review
Memory Verse

Memory Verse

Mark 12:30-31 *And you shall love the Lord your God with all your heart and with all your soul, and with all your mind and with all your strength. The second is this: You shall love your neighbor as yourself. There is no other commandment greater than these.*

Vocabulary

Covenant: a formal and serious agreement or promise

Offspring: a person's child

Generations: a group of people born and living during the same time (in this case it is throughout their generations, any generations to follow).

Prompt: Watch the Team Z video from Extras disc, Episode 2, Module 2

Does the Z family think they are special? No, they are just a regular family that made it their task to bless each other, and the people around them.

Today we are going to study another family that God blessed so they could bless others. We will be studying Abram.



Week 2^{of} 7



God Blesses Families to be a Blessing

Memory Verse

Vocabulary

Bible Look Up:
Gen. 12:1-3

Bible Look Up:
Gen. 12:4-6

Bible Look Up:
Gen. 17:7

Bible Look Up:
Deut. 6:6-7

Review
Memory Verse

Bible Look Up Genesis 12:1-3

Now the LORD said to Abram, "Go from your country and your kindred and your father's house to the land that I will show you. And I will make of you a great nation, and I will bless you and make your name great, so that you will be a blessing. I will bless those who bless you, and him who dishonors you I will curse, and in you all the families of the earth shall be blessed."

What would your response be if God spoke to you directly and told you to obey and you will be blessed? Let the students answer.

Abram went!

Bible Look Up Genesis 12:4-6

So Abram went, as the LORD had told him, and Lot went with him. Abram was seventy-five years old when he departed from Haran. And Abram took Sarai his wife, and Lot his brother's son, and all their possessions that they had gathered, and the people that they had acquired in Haran, and they set out to go to the land of Canaan.

Did Abram obey God? How old was he when he left his home to go to Canaan?

After Abram went to Canaan, God made a promise to Abram again!



Week 2^{of} 7



God Blesses Families to be a Blessing

Memory Verse

Vocabulary

Bible Look Up:
Gen. 12:1-3

Bible Look Up:
Gen. 12:4-6

Bible Look Up:
Gen. 17:7

Bible Look Up:
Deut. 6:6-7

Review
Memory Verse

Bible Look Up Genesis 17:7

And I will establish my covenant between me and you and your offspring after you throughout their generations for an everlasting covenant, to be God to you and your offspring after you.

Did God keep his promise to give Abraham many descendants?
Yes! We remember that God Gave Abraham a son named Isaac.

God has a special love for families. His design for the family, how parents love their children and children love their parents is the first place we learn about what His love means. He desires that parents love Him and follow His commands and teach their children to love and serve Him.

Over 400 years later God commanded Abraham's great, great (many greats!) grandchildren the Israelites with these words:

Bible Look Up Deuteronomy 6:6-7

Hear, O Israel: The LORD our God, the LORD is one. You shall love the LORD your God with all your heart and with all your soul and with all your might. And these words I command you today shall be on your heart. You shall teach them diligently to your children, and shall talk of them when you sit in your house, and when you walk by the way, and when you lie down and when you rise.

Jesus Repeats these instructions to us in the New Testament:



Week 2^{of} 7



God Blesses Families to be a Blessing

Memory Verse

Vocabulary

Bible Look Up:
Gen. 12:1-3

Bible Look Up:
Gen. 12:4-6

Bible Look Up:
Gen. 17:7

Bible Look Up:
Deut. 6:6-7

Review
Memory Verse

Review Memory Verse

Mark 12: 30-31 *And you shall love the Lord your God with all your heart and with all your soul, and with all your mind and with all your strength. The second is this: You shall love your neighbor as yourself. There is no other commandment greater than these.*

How does your family help you to Love the Lord your God with all of your heart, soul and mind? Bring me to church, read the Bible, help me to understand God better, tell me about Jesus.

Can you practice the second part of the commandment at your own house? What are some ways God can use you to be a blessing to your family?

But what about that promise to Abraham? Did God keep it? Yes, he did! Through the Israelites God sent His Son Jesus, who suffered and died so that we might be saved. God did not just provide for the salvation of the Israelite people, but gave His Son for all people of the earth. God promised to bless Abraham's family to be a blessing to others (see the genealogy of Christ in Matthew 1).

What are some ways your family could be a blessing to others?



Week 2^{of} 7



God Blesses Families to be a Blessing

Memory Verse

Vocabulary

Bible Look Up:
Gen. 12:1-3

Bible Look Up:
Gen. 12:4-6

Bible Look Up:
Gen. 17:7

Bible Look Up:
Deut. 6:6-7

Review
Memory Verse

Review Memory Verse (cont'd)

Mark 12:30-31 (with hand motions)

And you shall love (cross wrists across chest)

the Lord your God (point up)

with all your heart (cross wrists across chest)

and with all your soul, (cross wrists across chest)

and with all your mind (point to your head)

and with all your strength. (make strong man arms)

The second is this: (hold up 2 fingers)

You shall love your neighbor (cross wrists across chest)

as yourself. (point to self)

There is no other commandment greater than these. (shake your finger
“no”)

God blesses families to be a blessing!

Memory Verse - Love

Mark 12:30-31

And you shall love the Lord your God with all your heart and with all your soul, and with all your mind and with all your strength. The second is this: You shall love your neighbor as yourself. There is no other commandment greater than these.



Memory Verse - Love

Mark 12:30-31

And you shall love the Lord your God with all your heart and with all your soul, and with all your mind and with all your strength. The second is this: You shall love your neighbor as yourself. There is no other commandment greater than these.



Memory Verse - Love

Mark 12:30-31

And you shall love the Lord your God with all your heart and with all your soul, and with all your mind and with all your strength. The second is this: You shall love your neighbor as yourself. There is no other commandment greater than these.



Memory Verse - Love

Mark 12:30-31

And you shall love the Lord your God with all your heart and with all your soul, and with all your mind and with all your strength. The second is this: You shall love your neighbor as yourself. There is no other commandment greater than these.



Memory Verse - Love

Mark 12:30-31

And you shall love the Lord your God with all your heart and with all your soul, and with all your mind and with all your strength. The second is this: You shall love your neighbor as yourself. There is no other commandment greater than these.



Memory Verse - Love

Mark 12:30-31

And you shall love the Lord your God with all your heart and with all your soul, and with all your mind and with all your strength. The second is this: You shall love your neighbor as yourself. There is no other commandment greater than these.



Memory Verse - Love

Mark 12:30-31

And you shall love the Lord your God with all your heart and with all your soul, and with all your mind and with all your strength. The second is this: You shall love your neighbor as yourself. There is no other commandment greater than these.



Memory Verse - Love

Mark 12:30-31

And you shall love the Lord your God with all your heart and with all your soul, and with all your mind and with all your strength. The second is this: You shall love your neighbor as yourself. There is no other commandment greater than these.



Memory Verse - Love

Mark 12:30-31

And you shall love the Lord your God with all your heart and with all your soul, and with all your mind and with all your strength. The second is this: You shall love your neighbor as yourself. There is no other commandment greater than these.





3RD - 6TH

7-WEEK Series



Our Work is a Gift to the World



Passage

Genesis 39:1-6,22-23; 41:41, 46-49,57



Principle

When we do our work well for God, it is a gift to others as well.

Memory Verse

Activity

Activity

Bible Look Up:
The Story of
Joseph

Bible Look Up:
Gen. 39:22-23

Bible Look Up:
Joseph in
Egypt

Review
Memory Verse

Activity

Memory Verse

Colossians 3:23 *Whatever you do, work heartily, as for the Lord and not for men, knowing that from the Lord you will receive the inheritance as your reward. You are serving the Lord Christ.*

Activity

Watch "The Ungiving Tree" from the FLOW extras video, Episode 3, module 2. Guide them to the principle that God made us to be gift givers in our work.

Activity

Read Shel Silverstein's "The Giving Tree"

Prompt: *How was the tree in the book different than the one read in the video? What does this tree have to give? Fruit, leaves, wood, all that it had left - the stump. Why do you think God made trees? What do you and a tree have in common? Or, how are you like a tree?* God made you for a purpose too! To share your gifts with the world.

Prompt: *What do you want to be when you grow up?* Let us talk about a man who used his work as a gift to those around him.



Week 3^{of} 7



Our Work is a Gift to the World

Memory Verse

Activity

Activity

Bible Look Up:
The Story of Joseph

Bible Look Up:
Gen. 39:22-23

Bible Look Up:
Joseph in Egypt

Review
Memory Verse

Activity

Bible Look Up

The Story of Joseph (Genesis 39:1-6)

Joseph was sold into slavery by his brothers, he was sold to a man named Potiphar an officer in Pharaoh's Army. Being a slave was obviously not Joseph's dream job, but he worked hard, and God was with him. The LORD was with Joseph, and he became a successful man and he was in the house of his Egyptian master. Joseph did his work, and God blessed it. Potiphar noticed that God was with Joseph, and that the work which he did was beneficial to his house. Potiphar entrusted the management of his entire house to the care of Joseph. Joseph was using his work as a gift to his master. Unfortunately, Potiphar's wife lied about Joseph, and he was sent to prison. Still, Joseph used his work as a gift to those around him.

Bible Look Up

Genesis 39:22-23

And the keeper of the prison put Joseph in charge of all the prisoners who were in the prison. Whatever was done there, he was the one who did it. The keeper of the prison paid no attention to anything that was in Joseph's charge, because the LORD was with him. And whatever he did the LORD made it succeed.

Again, God used Joseph's work to bless others. The keeper of the prison put all things into Joseph's care.

God gave Joseph the interpretation of dreams, and again Joseph used his gifts and his work to give to others. Eventually, God helped Joseph to interpret Pharaoh's dream, and Joseph was given more work to do.



Week 3^{of} 7



Our Work is a Gift to the World

Memory Verse

Activity

Activity

Bible Look Up:
The Story of
Joseph

Bible Look Up:
Gen. 39:22-23

Bible Look Up:
Joseph in
Egypt

Review
Memory Verse

Activity

Bible Look Up Joseph in Egypt

Genesis 41:41 *And Pharaoh said to Joseph, "See, I have set you over all the land of Egypt."*

Through Joseph's God-given wisdom and planning, and his work, God blessed the country of Egypt so that they would have food during the seven years of Famine (**Genesis 41:46-49**).

God is using Joseph's work in a foreign land to provide for all of Joseph's family.

Genesis 41:57 *Moreover, all the earth came to Egypt to Joseph to buy grain because the famine was severe all over the earth.*

Even Joseph's brothers came to buy grain, and eventually the whole tribe of Israel moved to Egypt with the permission of the Pharaoh. Instead of being angry at his brothers, Joseph told them... "And now do not be distressed or angry with yourselves because you sold me here, for God sent me before you to preserve life...so it was not you who sent me here, but God."

God used Joseph's work as a gift to others. Our work can be a gift to others.

Can you think of people who bless our lives with their gift of work? *These answers can include almost any job, from the man who sets the sprinklers in the park, to the firemen and policemen and teachers, encourage your students to see how God uses each person's work to benefit others.*

How many of you have work you have to do at home? Chores or things you do to help your family? Our Bible verse for this week helps us to remember to do our work for God and not just for men. If we are waiting for others to notice, we may never get a "good job" or a gold star, but if we are working to please God as Joseph did, we can know that God is using our work as a gift to others.



Week 3^{of} 7



Our Work is a Gift to the World

Memory Verse

Activity

Activity

Bible Look Up:
The Story of
Joseph

Bible Look Up:
Gen. 39:22-23

Bible Look Up:
Joseph in
Egypt

Review
Memory Verse

Activity

Review Memory Verse

Colossians 3:23 *Whatever you do, work heartily, as for the Lord and not for men, knowing that from the Lord you will receive the inheritance as your reward. You are serving the Lord Christ.*

Activity

The “Creative Service” Tree coloring sheet

Materials Needed: “Creative Service” Tree coloring page, washable ink pad or washable markers for making leaf shapes, and baby wipes for clean up.

Directions: Use a washable ink pad or washable marker and have students put leaves on the Creative Service Tree. Explain that just as their fingerprints are all different, God has different ways for them to serve the world. Our work is a gift to the world.

Memory Verse - Creative Service

Colossians 2:23

Whatever you do, work heartily, as for the Lord and not for men, knowing that from the Lord you will receive the inheritance as your reward. You are serving the Lord Christ.



Memory Verse - Creative Service

Colossians 2:23

Whatever you do, work heartily, as for the Lord and not for men, knowing that from the Lord you will receive the inheritance as your reward. You are serving the Lord Christ.



Memory Verse - Creative Service

Colossians 2:23

Whatever you do, work heartily, as for the Lord and not for men, knowing that from the Lord you will receive the inheritance as your reward. You are serving the Lord Christ.



Memory Verse - Creative Service

Colossians 2:23

Whatever you do, work heartily, as for the Lord and not for men, knowing that from the Lord you will receive the inheritance as your reward. You are serving the Lord Christ.



Memory Verse - Creative Service

Colossians 2:23

Whatever you do, work heartily, as for the Lord and not for men, knowing that from the Lord you will receive the inheritance as your reward. You are serving the Lord Christ.



Memory Verse - Creative Service

Colossians 2:23

Whatever you do, work heartily, as for the Lord and not for men, knowing that from the Lord you will receive the inheritance as your reward. You are serving the Lord Christ.



Memory Verse - Creative Service

Colossians 2:23

Whatever you do, work heartily, as for the Lord and not for men, knowing that from the Lord you will receive the inheritance as your reward. You are serving the Lord Christ.



Memory Verse - Creative Service

Colossians 2:23

Whatever you do, work heartily, as for the Lord and not for men, knowing that from the Lord you will receive the inheritance as your reward. You are serving the Lord Christ.



Memory Verse - Creative Service

Colossians 2:23

Whatever you do, work heartily, as for the Lord and not for men, knowing that from the Lord you will receive the inheritance as your reward. You are serving the Lord Christ.





3RD - 6TH

7-WEEK Series



God's Order Helps Us Live Together



Passage

Exodus 19-20



Principle

God's Rules help us to live in harmony with others.

Memory Verse

Bible Look Up:
Ex. 19:16-20

Bible Look Up:
Ex. 20:1-17

Bible Look Up:
Mark 12:29-34

Review
Memory Verse

Memory Verse

Micah 6:8 *He has told you, O man, what is good; and what does the Lord require of you but to do justice, and to love kindness, and to walk humbly with your God?*

Prompt: Watch FLOW Extras DVD Episode 4 Module 3 "Hockey"

What would happen if we all played sports any way we wanted to, without any rules for the players? Would the games be fun?

What are some of the rules at home or in your class?

What do you think of rules? Are they helpful? Are they limiting?

What would life be like if no one followed "the rules?" For example, what would your drive to church or school be like? What would your morning look like at home?

Rules order our lives. God provided rules for his people the Israelites so they could live together, we call these Rules the Ten Commandments. God's laws were designed to craft a community shaped by God's order that would flourish and attract other nations to follow the one true God. Let's look at these laws. Together. God's order helps us live together.



Week 4^{of} 7



God's Order Helps Us Live Together

Memory Verse

Bible Look Up:
Ex. 19:16-20

Bible Look Up:
Ex. 20:1-17

Bible Look Up:
Mark 12:29-34

**Review
Memory Verse**

Bible Look Up Exodus 19:16-20

On the morning of the third day there were thunders and lightnings and a thick cloud on the mountain and a very loud trumpet blast so that all the people in the camp trembled. Then Moses brought the people out of the camp to meet God, and they took their stand at the foot of the mountain. Now Mount Sinai was wrapped in smoke because the Lord had descended on it in fire. The smoke of it went up like the smoke of a kiln, and the whole mountain trembled greatly. And as the sound of the trumpet grew louder and louder, Moses spoke and God answered him in thunder. The Lord came down on Mount Sinai, to the top of the mountain. And the Lord called Moses to the top of the mountain and Moses went up.

Do you think Moses and the people of Israel were afraid?

Bible Look Up Exodus 20:1-17

God gave his people the Israelites these commandments:

“You shall have no other Gods before me.”

“You shall not make for yourself a carved image, or any likeness of anything that is in heaven above, or that is in the earth beneath, or that is in the water under the earth.”

“You shall not take the name of the Lord your God in vain, for the Lord will not hold him guiltless who takes his name in vain.”

“Remember the Sabbath day, to keep it holy.”

“Honor your father and your mother, that your days may be long in the land that the Lord your God is giving you.”

“You shall not murder.”

continued »



Week 4^{of} 7



God's Order Helps Us Live Together

Memory Verse

Bible Look Up:
Ex. 19:16-20

Bible Look Up:
Ex. 20:1-17

Bible Look Up:
Mark 12:29-34

Review
Memory Verse

Bible Look Up (continued) Exodus 20:1-17

"You shall not commit adultery."

"You shall not steal."

"You shall not bear false witness against your neighbor."

"You shall not covet your neighbor's house; you shall not covet your neighbor's wife, or his male servant, or his female servant, or his ox, or his donkey, or anything that is your neighbor's."

Prompt: What do you think of these rules? Do you think they helped the people of Israel to live in harmony with each other, and to be an example to others of following the one true God?

Let's talk about Jesus: In the book of Mark, a scribe (a student of the Law of God) came to Jesus and asked him a very important question about the Commandments, "Which commandment is the most important of all?" Let us look at Jesus' response.

Bible Look Up Mark 12:29-34

Jesus answered, 'The most important is, "Hear, O Israel: The Lord our God, the Lord is one. And you shall love the Lord your God with all your heart and with all your soul and with all your mind and with all your strength." The second is this: "You shall love your neighbor as yourself." There is no other commandment greater than these.'

Christ said that the reason we follow God's law is to love God and to love our neighbor. God's laws help us to live well with those around us, and to show the world a flourishing life lived in Christ.

How about you? Can you practice loving God and loving your neighbor this week? How would that look?



Week 4^{of} 7



God's Order Helps Us Live Together

Memory Verse

Bible Look Up:
Ex. 19:16-20

Bible Look Up:
Ex. 20:1-17

Bible Look Up:
Mark 12:29-34

Review Memory Verse

Review Memory Verse

Micah 6:8 *He has told you, O man, what is good; and what does the Lord require of you but to do justice, and to love kindness, and to walk humbly with your God?*

Micah 6:8 (with hand motions)

He has told you, O man, what is good; (put finger to lips as if to say be quiet, then move it away from your mouth in a forward direction)

and what does (palms up, hands spread)

the Lord (point up)

require (ASL sign: index finger into opposite palm, pull hands toward you)
of you? (point with both hands)

to act justly (ASL sign for "justice:" pinch fingers together of each hand, move hands up and down as a scale would move.)

to love mercy (cross wrists across chest)

and to walk humbly (walk fingers across open palm)

with your God. (point up)

God's Rules help us live together.

Memory Verse - Order

Micah 6:8

He has told you, O man, what is good;
and what does the Lord require of you
but to do justice, and to love kindness,
and to walk humbly with your God?



Memory Verse - Order

Micah 6:8

He has told you, O man, what is good;
and what does the Lord require of you
but to do justice, and to love kindness,
and to walk humbly with your God?



Memory Verse - Order

Micah 6:8

He has told you, O man, what is good;
and what does the Lord require of you
but to do justice, and to love kindness,
and to walk humbly with your God?



Memory Verse - Order

Micah 6:8

He has told you, O man, what is good;
and what does the Lord require of you
but to do justice, and to love kindness,
and to walk humbly with your God?



Memory Verse - Order

Micah 6:8

He has told you, O man, what is good;
and what does the Lord require of you
but to do justice, and to love kindness,
and to walk humbly with your God?



Memory Verse - Order

Micah 6:8

He has told you, O man, what is good;
and what does the Lord require of you
but to do justice, and to love kindness,
and to walk humbly with your God?



Memory Verse - Order

Micah 6:8

He has told you, O man, what is good;
and what does the Lord require of you
but to do justice, and to love kindness,
and to walk humbly with your God?



Memory Verse - Order

Micah 6:8

He has told you, O man, what is good;
and what does the Lord require of you
but to do justice, and to love kindness,
and to walk humbly with your God?



Memory Verse - Order

Micah 6:8

He has told you, O man, what is good;
and what does the Lord require of you
but to do justice, and to love kindness,
and to walk humbly with your God?





3RD - 6TH

7-WEEK Series



Wisdom Helps Us to See God



Passage

Psalm 8



Principle

Wisdom is more than just information, it is seeing God, and all of humanity rightly. It is the correct appropriation of information.

Vocabulary

Activity

Bible Look Up:
Ps. 8

Bible Look Up:
Ps. 111:10

Bible Look Up:
Rom. 1:20

Review
Memory Verse

Vocabulary

TEACHER'S NOTE: "We have shown that the Son of God created the world for this very end, to communicate Himself in an image of His own Excellency [...] When we behold the light and the brightness of the sun, the golden edges of an evening cloud, or the beauteous rainbow, we behold the adumbrations of His glory and goodness, and in the blue sky, of His mildness and gentleness." — Jonathan Edwards (1703-1758) quoted from NIV Stewardship Study Bible

Adumbrations: producing a faint image or resemblance of: to outline or sketch. To foreshadow; prefigure

Activity

Materials Needed: Magnified images of items, or magnifying glasses

Bring items that God has created to class, or bring magnified images of ordinary things (e.g., ants, salt, bug eye, pollen). You could also bring magnifying glasses and ordinary objects like flowers or insects. Show the students the wonder of creation.

What do you think about all of God's creation? What are some words you could use to describe it? Amazing, magnificent, etc.

continued »



Week 5 of 7



Wisdom Helps Us to See God

Vocabulary

Activity

Bible Look Up:
Ps. 8

Bible Look Up:
Ps. 111:10

Bible Look Up:
Rom. 1:20

Review
Memory Verse

Activity (continued)

What do you think is the difference between knowledge and wisdom? Who is the smartest person you know? Is that person wise?

We will look at how knowledge leads us to wisdom and how wisdom leads us to see God.

Bible Look Up Psalm 8

*O Lord, our Lord, how majestic is your name in all the earth!
You have set your glory above the heavens.*

*Out of the mouths of babies and infants,
you have established strength because of your foes,
to still the enemy and the avenger.*

*When I look at your heavens, the work of your fingers,
the moon and the stars which you have set in place,
what is man that you are mindful of him,
and the son of man that you care for him?*

*Yet you have made him a little lower than the heavenly beings
and crowned him with glory and honor.*

*You have given him dominion over the works of your hands;
you have put all things under his feet,
all sheep and oxen, and also the beasts of the field,
the birds of the heavens, and the fish of the sea,
whatever passes along the paths of the seas.*

O Lord, our Lord how majestic is your name in all the earth!

This is a song of praise to God for what he has done, for the wonder and order of the creation, for God's lovingkindness and the generosity of his plan for the world.



Week 5 of 7



Wisdom Helps Us to See God

Vocabulary

Activity

Bible Look Up:
Ps. 8

Bible Look Up:
Ps. 111:10

Bible Look Up:
Rom. 1:20

Review
Memory Verse

Bible Look Up (continued)

Psalm 8

Today we are going to study wisdom. ***What do you think wisdom is? Do you think it is just a bunch of knowledge? If you go to school long enough will you become wise?*** Having knowledge and being wise are two different things. Knowledge is about understanding information, and wisdom is about taking that knowledge and putting it into practice. As followers of Jesus, we believe that the Bible is God's Word. Many of us know what the Bible says; this is knowledge. Wisdom is knowing what God's Word says and putting it into practice. Wisdom helps us see God.

The Bible can help us...

...know more about God

...understand God's plan for humanity (people)

...understand God's plan for salvation

...know how Christ wants us to treat others.

How do we get wisdom?

Bible Look Up

Psalm 111:10

The fear of the Lord is the beginning of wisdom; all those who practice it have a good understanding. His praise endures forever.

We receive wisdom through respect for God. We know we can receive wisdom from God through his word. ***How can we receive wisdom from the world around us?***



Week 5^{of} 7



Wisdom Helps Us to See God

Vocabulary

Activity

Bible Look Up:
Ps. 8

Bible Look Up:
Ps. 111:10

Bible Look Up:
Rom. 1:20

Review
Memory Verse

Bible Look Up

Romans 1:20

For his invisible attributes, namely his eternal power and divine nature, have been clearly perceived, ever since the creation of the world, in the things that have been made so they are without excuse.

God says that his creation speaks about him. **What qualities of God can you see in Creation?** Love, longsuffering, patience, order: let kids speak freely about what they see in Creation.

How does seeing those qualities of God help you grow in wisdom?

"I do not think that I have ever seen anything more beautiful than the bluebell I have been looking at. I know the beauty of the Lord by it. The creation does praise Him, does reflect honor on Him, is of service to Him...The sun and the stars shining glorify God. They stand where He placed them. They move where He bid them. The heavens declare the glory of God...The bird sings to Him. The thunder speaks of His terror. The lion is like his strength. The sea is like His greatness. The honey like His sweetness. They are something like Him. They make Him known. They tell of Him...for Christ plays in ten thousand places, lovely in limbs and lovely in eyes not His, to the Father through the features of men's faces." - Gerard Manley Hopkins

Review Memory Verse

Proverbs 3:13-14 *Blessed is the one who finds wisdom, and the one who gets understanding, for the gain from her is better than gain from silver and her profit better than gold.*

Memory Verse - Wisdom

Proverbs 3:13-14

Blessed is the one who finds wisdom, and the one who gets understanding, for the gain from her is better than gain from silver and her profit better than gold.



Memory Verse - Wisdom

Proverbs 3:13-14

Blessed is the one who finds wisdom, and the one who gets understanding, for the gain from her is better than gain from silver and her profit better than gold.



Memory Verse - Wisdom

Proverbs 3:13-14

Blessed is the one who finds wisdom, and the one who gets understanding, for the gain from her is better than gain from silver and her profit better than gold.



Memory Verse - Wisdom

Proverbs 3:13-14

Blessed is the one who finds wisdom, and the one who gets understanding, for the gain from her is better than gain from silver and her profit better than gold.



Memory Verse - Wisdom

Proverbs 3:13-14

Blessed is the one who finds wisdom, and the one who gets understanding, for the gain from her is better than gain from silver and her profit better than gold.



Memory Verse - Wisdom

Proverbs 3:13-14

Blessed is the one who finds wisdom, and the one who gets understanding, for the gain from her is better than gain from silver and her profit better than gold.



Memory Verse - Wisdom

Proverbs 3:13-14

Blessed is the one who finds wisdom, and the one who gets understanding, for the gain from her is better than gain from silver and her profit better than gold.



Memory Verse - Wisdom

Proverbs 3:13-14

Blessed is the one who finds wisdom, and the one who gets understanding, for the gain from her is better than gain from silver and her profit better than gold.



Memory Verse - Wisdom

Proverbs 3:13-14

Blessed is the one who finds wisdom, and the one who gets understanding, for the gain from her is better than gain from silver and her profit better than gold.





3RD - 6TH

7-WEEK Series



God Made Us to Wonder at His Creation



Passage

Psalm 65:5-13



Principle

It is through wonder of God's creation, that we can Behold his work, and Be still for Him to speak.

■ Introduction

Bible Look Up:
Rom. 1:20

Bible Look Up:
Ps. 65:5-6

Bible Look Up:
Ps. 65:7-8

Bible Look Up:
Ps. 65:9-11

Review
Memory Verse

Activity

Introduction

Prompt: What does it mean to behold something? It means we are looking at it, right? We can behold each other, and the world around us. Let's talk about some of the things we like to behold.

Where is your favorite outdoor spot? Is it the beach, the mountains, a ski slope, a garden, a desert? Why? What makes that part of nature special to you? Let each student answer.

Does being in your favorite outdoor spot make you feel like you are amazing, or does it make you feel very small?

God made us to wonder at his creation. He made us to appreciate, enjoy, and praise him. When we remember and consider the incredible sacrifice Jesus made for us, out of the Father's great love for the world, we realize we are not the center of our lives, but Jesus is! Our wonder for the beauty of God and his world help us to experience who God is.



Week 6^{of} 7



God Made Us to Wonder at His Creation

Introduction

Bible Look Up:
Rom. 1:20

Bible Look Up:
Ps. 65:5-6

Bible Look Up:
Ps. 65:7-8

Bible Look Up:
Ps. 65:9-11

**Review
Memory Verse**

Activity

Bible Look Up Romans 1:20

Romans 1:20 *For his invisible attributes, namely, his eternal power and divine nature have been clearly perceived, ever since the creation of the world, in the things that have been made. So they are without excuse.*

Creation does not tell you everything you need to know about God, but it does tell you some important things. We can't see God with our eyes, but the creation reveals some of God's invisible qualities to us. For example, we can see God's power in the size and complexity of creation, in the moon and the stars and our solar system. The sun rising and setting speaks of his faithfulness. The beauty and order and design of creation show us God's divine nature.

Prompt: *Have you ever been to the beach, in a field or on a mountaintop and experienced a sunset?* Did you have a "WOW! That is awesome!" feeling? That feeling means you appreciate the beauty of the sky and it makes you think about the beauty of God.

Here is where you could share a time you experienced God's beauty in creation.

King David wrote many psalms praising God for who he is, and wondering at all of the amazing things God has done. Let's read one of David's psalms and see if we can wonder at all of the great things God has done.

Bible Look Up Psalm 65:5-6

By awesome deeds you answer us with righteousness, O God of our salvation, the hope of all the ends of the earth and all of the farthest seas; the one who by his strength established the mountains, being girded with might.



Week 6 of 7



God Made Us to Wonder at His Creation

Introduction

Bible Look Up:
Rom. 1:20

Bible Look Up:
Ps. 65:5-6

Bible Look Up:
Ps. 65:7-8

Bible Look Up:
Ps. 65:9-11

Review
Memory Verse

Activity

Bible Look Up (continued) Psalm 65:5-6

People all around the world put their trust in God. David says that God has power. **How does God show his power and how strong he is?** Allow students to answer.

God made the mountains! **Have you been to the mountains? What are the mountains like?** Allow students to answer. They are big! The tallest mountain in the world, Mount Everest, is 5 ½ miles high, which is as high as you could fly in an airplane. That would take a lot of power to make. God is powerful! Let's see what else we can wonder at...

Bible Look Up Psalm 65:7-8

Who stills the roaring of the seas, the roaring of their waves, the tumult of the peoples, so that those who dwell at the ends of the earth are in awe at your signs. You make the going out of the morning and the evening to shout for joy.

Prompt: What does David say God does for the oceans and roaring waves? Allow students to answer. God calms them! Do you remember the story about Jesus and his disciples sailing in a boat that got caught suddenly in a storm? The waves and wind were about to wreck the boat, and the disciples thought they would be lost. They cried out to Jesus. Jesus stood up and told the wind and the waves to stop. And they did! God calmed the storm. God calms the oceans and the roaring waves. God is peace! That's amazing! Let's see what else we can wonder at.

David lists more things that God does for his people through creation. David says that God takes care of the land and the waters it. **Why do you think God would give us land and make sure it received water?** Allow students to answer. We could grow food! God is kind, and provides for our needs. Creation allows us to see his kindness. Let us read further in our text.



Week 6^{of} 7



God Made Us to Wonder at His Creation

Introduction

Bible Look Up:
Rom. 1:20

Bible Look Up:
Ps. 65:5-6

Bible Look Up:
Ps. 65:7-8

Bible Look Up:
Ps. 65:9-11

**Review
Memory Verse**

Activity

Bible Look Up Psalm 65:9-11

You visit the earth and water it; you greatly enrich it; the river of God is full of water; you provide their grain, for so you have prepared it. You water its furrows abundantly, settling its ridges, softening it with showers, and blessing its growth. You crown the year with your bounty; your wagon tracks overflow with abundance.

God is powerful, God is peace, God is kind and God is good. It is through the lens of creation, that we can see his attributes. God made us to wonder at his creation. David saw the wonder of creation and it led him to seek God. Our memory verse is one of David's prayers.

Review Memory Verse

Psalm 27:4 (with hand motions)

One thing (number one sign) • *have I asked of the Lord*, (hands open)

that I will seek after: (hand to forehead over eyebrows as if searching)

that I (point to self)

may dwell in the house (fingers put together making a tent with hands)

of the Lord (point up) • *all the days of my life*, (with one hand make a circular motion away from front of chest)

to gaze upon the beauty (look upward, hands open)

of the Lord (point up)

and to inquire (hand to forehead over eyebrows as if looking for something)

In his temple. (fingers pressed together to make tent with hands)

God made us to wonder at His creation.



Week 6^{of} 7



God Made Us to Wonder at His Creation

Introduction

Bible Look Up:
Rom. 1:20

Bible Look Up:
Ps. 65:5-6

Bible Look Up:
Ps. 65:7-8

Bible Look Up:
Ps. 65:9-11

**Review
Memory Verse**

■ Activity

Activity

Wonder bags.

Materials needed: flowers, seeds, feathers, pine cones, any object from the natural world, small paper bags, magnifying glasses

Directions: Fill bags with objects from the natural world, one object per bag. Have students guess what is in each bag. After every child has had an opportunity to guess, take each object out and notice different qualities about each object. For older students, bring magnifying glasses so that the children can look at the objects in greater detail.

Memory Verse - Wonder

Psalms 27:4

One thing I have asked of the Lord, that will I seek after: that I may dwell in the house of the Lord all the days of my life, to gaze upon the beauty of the Lord in his temple.



Memory Verse - Wonder

Psalms 27:4

One thing I have asked of the Lord, that will I seek after: that I may dwell in the house of the Lord all the days of my life, to gaze upon the beauty of the Lord in his temple.



Memory Verse - Wonder

Psalms 27:4

One thing I have asked of the Lord, that will I seek after: that I may dwell in the house of the Lord all the days of my life, to gaze upon the beauty of the Lord in his temple.



Memory Verse - Wonder

Psalms 27:4

One thing I have asked of the Lord, that will I seek after: that I may dwell in the house of the Lord all the days of my life, to gaze upon the beauty of the Lord in his temple.



Memory Verse - Wonder

Psalms 27:4

One thing I have asked of the Lord, that will I seek after: that I may dwell in the house of the Lord all the days of my life, to gaze upon the beauty of the Lord in his temple.



Memory Verse - Wonder

Psalms 27:4

One thing I have asked of the Lord, that will I seek after: that I may dwell in the house of the Lord all the days of my life, to gaze upon the beauty of the Lord in his temple.



Memory Verse - Wonder

Psalms 27:4

One thing I have asked of the Lord, that will I seek after: that I may dwell in the house of the Lord all the days of my life, to gaze upon the beauty of the Lord in his temple.



Memory Verse - Wonder

Psalms 27:4

One thing I have asked of the Lord, that will I seek after: that I may dwell in the house of the Lord all the days of my life, to gaze upon the beauty of the Lord in his temple.



Memory Verse - Wonder

Psalms 27:4

One thing I have asked of the Lord, that will I seek after: that I may dwell in the house of the Lord all the days of my life, to gaze upon the beauty of the Lord in his temple.





3RD - 6TH

7-WEEK Series



The Church is Family Living God's Purposes



Passage

Matthew 6:5-13



Principle

The Lord's prayer reminds us of what the church is, it is God's family living God's purposes.

Introduction

Activity

Bible Look Up:
The Lord's
Prayer, pt. 1

Bible Look Up:
Matt. 7:9-11

Bible Look Up:
The Lord's
Prayer, pt. 2

Review
Memory Verse

Activity

Introduction

We have learned a lot about how God has created us: God makes us to love Him and each other. He has given us our families to learn about that love. We have learned that God makes each of us unique with talents and abilities that are used to share God's love for others. God also made a beautiful world for us to wonder at and think about.

But what about church? What does church have to do with it? Why are we here on a Sunday? Allow students to answer.

Activity

Show "The Lord's Prayer" video from extras on Episode 7, Module 3.

When you think of family, do you think of your brothers and sisters? How many people are in your family? Allow students to answer. Do you think of the people at church as your family?

The Lord's Prayer reminds us what church is. The church is family living God's purposes. The church is a family because we have one Father, the Lord God. "Our Father in Heaven" is our heavenly father. Isn't it amazing that we call the God of the universe "Dad?" All of these people in your class are your brothers and sisters, including your teacher.



Week 7^{of} 7



The Church is Family Living God's Purposes

Introduction

Activity

Bible Look Up:
The Lord's
Prayer, pt. 1

Bible Look Up:
Matt. 7:9-11

Bible Look Up:
The Lord's
Prayer, pt. 2

**Review
Memory Verse**

Activity

Activity (continued)

Jesus is the king of his kingdom. In this passage in Matthew, He has been talking about His kingdom and how people in his kingdom should act. Because Jesus knew he was going to die for our sins, he took the time to instruct his disciples on how to live as people in his kingdom. He talked about their attitudes, their actions, about God's law, about loving our enemies, giving to the needy. He now teaches his disciples how to pray, he tells them:

Bible Look Up

The Lord's Prayer (Matthew 6:5-13) - part 1

Pray then like this: "Our Father in heaven, hallowed be your name. Your kingdom come, your will be done, on earth as it is in heaven. Give us this day our daily bread, and forgive us our debts, as we also have forgiven our debtors. And lead us not into temptation, but deliver us from evil."

Prompt: What does this tell us about the church?

"Our Father in heaven." God is our heavenly Father. Any person who has put their faith in Christ has God as their heavenly father. We have already learned about God's power, peace, and kindness, we can trust him to be a good father.

"Hallowed be your name." We are speaking to God when we say this, we know he is powerful, and full of lovingkindness, so we can worship Him. We want his name to be regarded as holy and sacred.

"Your kingdom come." We are agreeing that we want God's purposes in our lives and in our world. We want what God wants for the world.

"Thy will be done on earth as it is in Heaven." We want God's will for the world right here and right now. Here is where we have our mission. We pray together to our Father asking that we (God's Church) live into his purposes for the life of the world.



Week 7^{of} 7



The Church is Family Living God's Purposes

Introduction

Activity

Bible Look Up:
The Lord's
Prayer, pt. 1

Bible Look Up:
Matt. 7:9-11

Bible Look Up:
The Lord's
Prayer, pt. 2

Review
Memory Verse

Activity

Bible Look Up (continued)

The Lord's Prayer (Matthew 6:5-13) - part 1

"Give us this day our daily bread." What do you think "our daily bread" is? Allow students to answer. Do you think that is something that a Dad would provide? Jesus taught his disciples about what a good father is.

Bible Look Up

Matthew 7:9-11

Or which one of you, if his son asks him for bread, will give him a stone? Or if he asks for a fish, will give him a serpent? If you then, who are evil, know how to give good gifts to your children, how much more will your Father who is in heaven give good things to those who ask him!

We trust that God provides for us. Just as an earthly father is supposed to care for his children, our Heavenly Father wants to take care of us.

Bible Look Up

The Lord's Prayer (Matthew 6:5-13) - part 2

"And forgive us our debts, as we also have forgiven our debtors." We trust that God forgives our sins and helps us forgive others.

"And lead us not into temptation, but deliver us from evil." Since we are exiles (our real home is heaven), we will face hard and painful trials. Jesus reminds us that God is with us and we can lean on Him for help.

Jesus taught us to pray to our Heavenly Father. We can know that our Heavenly Father is available and we know that He can help us here on earth, and He desires to help us here on the earth. He also gave us the church, our brothers and sisters in Christ, so that we can encourage and help one another to love God better, and do His work here on the earth. The Church is family living God's purposes.



Week 7^{of} 7



The Church is Family Living God's Purposes

Introduction

Activity

Bible Look Up:

The Lord's Prayer, pt. 1

Bible Look Up:

Matt. 7:9-11

Bible Look Up:

The Lord's Prayer, pt. 2

Review

Memory Verse

Activity

Review Memory Verse

Revelation 21:3-4 *And I heard a loud voice from the throne saying, "Behold, the dwelling place of God is with man. He will dwell with them, and they will be his people, and God himself will be with them as their God. He will wipe away every tear from their eyes, and death shall be no more, neither shall there be mourning, nor crying, nor pain anymore, for the former things have passed away."*

God's dwelling place is with his people both now and in the kingdom to come. God sent his Son as the payment for our sin. He has been preparing the way through all of time for his kingdom. The church is family to one another, and God uses us to live God's purposes in the world.

How can we show the world what it looks like to be a family in the Church? Allow answers. For example: help each other, be kind to others that are visiting church for the first time, encourage each other during the week, get along in class, etc.

What can we do this week to encourage our brothers and sisters?

Activity

Write letters to people in the church.

Materials needed: paper and pens or pencils.

Directions: Children should write letters to fellow "brothers and sisters" in the church. Remember, all who are involved in the church are a part of the body, not just those who are ministering. This would be a great time to minister to the Shut-ins, those who are part of the church, but cannot make it to regular services.

