

FOR THE LIFE OF THE
THE LIFE OF THE
WORLD



FOR KIDS



14-WEEK *Series*



© 2017 For the Life of the World

Published by Acton Institute
98 E. Fulton Street
Grand Rapids, MI 49503
www.acton.org

Permissions

You are permitted and encouraged to reproduce and distribute this material in any format provided that you do not alter the wording in any way and do not charge a fee beyond the cost of reproduction. For web posting, a link to this document on our website is required. Any exceptions to the above must be approved by Acton Institute.

Please include the following statement on any distributed copy:
© Acton Institute. Website: acton.org

Written and Edited by
Julie A. Churchwell

Designed by
Drew Caperton



How to Use This Curriculum

Markers and Badges

Icons: Each Grade Each Series

3rd-6th Grade

1st-2nd Grade

K4-K5

How To Use This Curriculum

- 1. Watch the videos first!** I know this would be an easy step to do away with, but please do not skip it. In order for you to know what the students are to learn, watching the videos is an essential step.
- 2. Know your audience.** If you are the teacher, you probably already do! We will be covering some thought-provoking topics, and you are the one to guide the students.
- 3. Regular Italics is only used for teacher's notes and Scripture.** Teacher's notes provide sample answers, or help you through transitions, and should not be read aloud. Scripture should be read aloud.
- 4. Bold Italics is used for questions only.** This brings your attention to the parts that help the children connect through discussion.
- 5. This curriculum is divided into 3 age groups:** K4-K5, 1st-2nd grade, and 3rd-6th grade. Each is geared toward meeting the children at their academic level, and uses their strengths in the lessons. The lessons are very straightforward so the teacher can simply read them. They can also be expounded upon by the teacher with ease.

Markers and Badges



Passage: This is the main Bible verse(s) the lesson focuses on.



Principle: This is the main point of the lesson.



Lesson Badge: This helps you keep track of which lesson you're teaching. It includes the grade level, corresponding icon, and series (either 7-week or 14-week).



WELCOME to

FLOW for Kids

Icons: Each Grade Each Series

Each set of age groups has a 7-week and a 14-week series and each receive their own logo that appears within their badge:



K4-K5

1ST-2ND

3RD-6TH

K4-K5

1ST-2ND

3RD-6TH

7-WEEK Series

14-WEEK Series

How to Use This Curriculum

Markers and Badges

Icons: Each Grade Each Series

3rd-6th Grade

1st-2nd Grade

K4-K5

3rd-6th Grade

These lessons are set up in a **small-group style**. Students are encouraged to answer questions and participate fully in the discussions.

Principle: Try to read this principle and repeat it often through the lesson.

Bible Look-Up: Yes, it is just as it sounds. Students are asked to look up passages of Scripture. While this may take some patience from you as a teacher, it is worth it as the students see that they can use the Word of God as a guide for their own lives. Please don't skip this step.

Prompt: These are questions or videos to promote discussion among the students.

Activity: These are suggestions for how to apply the information to the lives of the students in tangible ways. Feel free to use the suggestions, or come up with your own applications. This curriculum is meant to be a launching pad for how to use our gifts For the Life Of the World.

Memory Verse: There is a memory verse as well as a memory verse sheet for each topic: Exile, Love, Creative Service, Order, Wisdom, Wonder and Church.

Verse Sheets: There is one verse sheet for each topic presented in the For the Life of the World (FLOW) series: Exile, Love, Creative Service, Order, Wisdom, Wonder and Church.



WELCOME to

FLOW for Kids

1st-2nd Grade

This age group is a **diverse mix**, you may have some students who read fluently, and others who have not mastered this skill yet.

Principle: This is the main point of the lesson, try to look at this principle and repeat it often through the lesson. For the 1st and 2nd grades, the principle is repeated throughout the lesson, look for it in **bold print**.

Bible Reading: Most Bible passages in the 1st and 2nd grade curriculum are quoted directly. However, longer passages are referenced and then re-told in an approachable style. Feel free to read verses from a Bible; this informs the students that Bible lessons don't just come from a book, we can read about them in God's Word.

Prompt: These are questions or videos from the Extras DVD. They are meant to bring further understanding to the subject at hand.

Practice: These are suggestions for how to apply the information to the lives of the students in tangible ways. Feel free to use the suggestions, or come up with your own applications. This curriculum is meant to be a launching pad for how to use our gifts For the Life Of the World.

Activities: The 1st and 2nd grade curriculum relies more heavily on activities to further the understanding of the lesson. These are a fun addition to a thoughtful lesson.

Memory Verses: Memory Verses are acted out at the end of each lesson. Don't be afraid to do this a few times during your class.

Coloring Pages and Verse Sheets: These are available for each section of lessons. There is one Verse Sheet and one Coloring Page for Exile, Love, Creative Service, Order, Wisdom, Wonder, and Church. (For the 14 week curriculum, you would send home a Coloring Sheet the first week and the Verse Sheet the next week. For the 7 week curriculum, you would send them both home the same week.)

How to Use This Curriculum

Markers and Badges

Icons: Each Grade Each Series

3rd-6th Grade

■ 1st-2nd Grade

K4-K5



WELCOME to

FLOW for Kids



How to Use This Curriculum

Markers and Badges

Icons: Each Grade Each Series

3rd-6th Grade

1st-2nd Grade

■ K4-K5

K4-K5

This is an age group to keep active. If there is something to act out in the story, act it out! The students will love to move about as they explore God's Word.

In this group you may have some students who can read, but most will not be able to. There are quite a few "big words" in these lessons; do not let that scare you. Your students may surprise you with their ability to understand these new concepts!

Principle: This is the main point of the lesson, try to look at this principle and repeat it often through the lesson. In the K4-K5 lessons, the principle is repeated throughout the lesson, look for it in bold print.

Bible Reading: Most Bible passages in the K-4 K-5 curriculum are quoted. Longer passages however, are referenced and then re-told in an approachable style. Feel free to read verses from a Bible, this informs the students that Bible lessons don't just come from a book, we can read about them in God's Word. This age group loves to act out a story.

Prompt: These are questions or videos from the Extras DVD. They are meant to bring further understanding to the subject at hand.

Practice: These are suggestions for how to apply the information to the lives of the students in tangible ways. Feel free to use the suggestions, or come up with your own applications. This curriculum is meant to be a launching pad for how to use our gifts For the Life Of the World.

Activities: The K-4 K-5 curriculum relies more heavily on activities to further the understanding of the lesson. These are a fun addition to a thoughtful lesson. Some of the lessons even include directions for acting out the story.

Memory Verses: Memory Verses are acted out at the end of each lesson. Don't be afraid to do this a few times during your class.

Coloring Pages and Verse Sheets: these are available for each section of lessons. There is one Verse Sheet and one Coloring Page for Exile, Love, Creative Service, Order, Wisdom, Wonder, and Church. (For the 14 week curriculum, you would send home a Coloring Sheet the first week and the Verse Sheet the next week. For the 7 week curriculum, you would send them both home the same week.)

Have fun! Enjoy exploring God's Word and His World together.



14-WEEK *Series*

Coloring pages and verse cards directly follow the week they support

K4-K5 Week 1: God Made Us to Bless the World

K4-K5 Week 2: We are Made to be Gift Givers

K4-K5 Week 3: God Blesses Families to be a Blessing

K4-K5 Week 4: God Helps Us Keep Our Promises

K4-K5 Week 5: Our Work is a Gift to the World

K4-K5 Week 6: God Made Us to Work and Work is Good

K4-K5 Week 7: God's Order Helps Us Live Together

K4-K5 Week 8: God Wants Us to See Others as He Sees Them

K4-K5 Week 9: Wisdom Helps Us to See God

K4-K5 Week 10: Wisdom Helps Us to Love and Serve Others Better

K4-K5 Week 11: God Made Us to Wonder at His Creation

K4-K5 Week 12: God Made Us to Wonder at His Love

K4-K5 Week 13: The Church is Family Living God's Purposes

K4-K5 Week 14: The Church is the People of God Living the Kingdom Now



Kindergarten

K4-K5



1ST-2ND

Grade

1st-2nd Week 1: God Made Us to Bless the World

1st-2nd Week 2: We are Made to be Gift Givers

1st-2nd Week 3: God Blesses Families to be a Blessing

1st-2nd Week 4: God Helps Us Keep Our Promises

1st-2nd Week 5: Our Work is a Gift to the World

1st-2nd Week 6: God Made Us to Work and Work is Good

1st-2nd Week 7: God's Order Helps Us Live Together



14-WEEK *Series*

Coloring pages and verse cards directly follow the week they support



1ST-2ND
Grade

1st-2nd Week 8: God Wants Us to See Others as He Sees Them

1st-2nd Week 9: Wisdom Helps Us to See God

1st-2nd Week 10: Wisdom Helps Us to Love and Serve Others Better

1st-2nd Week 11: God Made Us to Wonder at His Creation

1st-2nd Week 12: God Made Us to Wonder at His Love

1st-2nd Week 13: The Church is Family Living God's Purposes

1st-2nd Week 14: The Church is the People of God Living the Kingdom Now



3RD-6TH
Grade

3rd-6th Week 1: God Made Us to Bless the World

3rd-6th Week 2: We are Made to be Gift Givers

3rd-6th Week 3: God Blesses Families to be a Blessing

3rd-6th Week 4: God Helps Us Keep Our Promises

3rd-6th Week 5: Our Work is a Gift to the World

3rd-6th Week 6: God Made Us to Work and Work is Good

3rd-6th Week 7: God's Order Helps Us Live Together

3rd-6th Week 8: God Wants Us to See Others as He Sees Them

3rd-6th Week 9: Wisdom Helps Us to See God

3rd-6th Week 10: Wisdom Helps Us to Love and Serve Others Better

3rd-6th Week 11: God Made Us to Wonder at His Creation

3rd-6th Week 12: God Made Us to Wonder at His Love

3rd-6th Week 13: The Church is Family Living God's Purposes

3rd-6th Week 14: The Church is the People of God Living the Kingdom Now



God Made Us to Bless the World

K4-K5

14-WEEK Series



Passage

Jeremiah 29:4-14



Principle

God told the Israelites to be a blessing during their exile, in that same way, we can be blessings to others here on earth even though our home is in heaven.

Activity

Vocabulary

Memory Verse

Bible Reading:
The Story of Daniel

Bible Reading:
Jer. 29:4-7

Bible Reading:
Jer. 29:11 and
Jer. 32:37-38

Bible Reading:
Philp. 3:20

Review
Memory Verse

Prayer
Requests

Activity

With permission, take your students on a journey, take them quietly through the church and away from the classroom, if possible, do part of the lesson "in exile." Once the students learn, what an exile is, you could return to your class, or do your whole lesson "in exile."

Vocabulary

Oikonomia (Oy-kon-om-ee'-ah): House management or stewardship; how our spheres of life - Family, Church, personal relationships - fit into God's economy for the world.

Welfare: the health, happiness, and fortunes of a person or group

Exile: the state of being barred from one's native country, typically for political or punitive reasons

Prompt: Every time the teacher says "exile," have the children put their hands in an "X" to help them remember the word "exile."



Week 1 of 14



God Made Us to Bless the World

Activity

Vocabulary

Memory Verse

Bible Reading:
The Story of Daniel

Bible Reading:
Jer. 29:4-7

Bible Reading:
Jer. 29:11 and Jer. 32:37-38

Bible Reading:
Philp. 3:20

Review
Memory Verse

Prayer
Requests

Memory Verse

Jeremiah 29:7 *But seek the welfare of the city where I have sent you into exile, and pray to the Lord on its behalf, for in its welfare, you will find your welfare.*

Prompt: *Do you know what City you live in?*

Have you ever moved to a new place? Or have you ever had to go someplace new, where you didn't know anyone? How did you feel?

This week we will be talking about the Israelites, when they were taken captive and were exiles in Babylon.

What is an exile? A person forced to leave their country and made to live in another country. Can you imagine being forced to leave your country?

Bible Reading The Story of Daniel

Daniel 1:4-7

King Nebuchadnezzar took many young men who were wise, good looking, and had courtly manners and brought them to his palace.

What were some of the names of the exiles? (Daniel, Hananiah, Mishael, and Azariah – their Hebrew names) or (Belteshazzar, Shadrach, Meshach and Abednego – their Babylonian names) **Have you heard any of those names before?**

How would you have felt in this situation, away from your home, everything you ever knew? Let the kids go around the room and answer. **Would you have been afraid? Would you be angry at being taken away from your home and family, and given new names? How would you spend your time? Do you think you would want to help the people who made you leave your home?**



Week 1 of 14



God Made Us to Bless the World

Activity

Vocabulary

Memory Verse

Bible Reading:
The Story of
Daniel

Bible Reading:
Jer. 29:4-7

Bible Reading:
Jer. 29:11 and
Jer. 32:37-38

Bible Reading:
Philp. 3:20

Review
Memory Verse

Prayer
Requests

Bible Reading (cont'd) The Story of Daniel

Daniel, Shadrach, Meshach and Abednego showed the Babylonians that though they could not take part in everything that Babylon had to offer, they would do their best to serve the king. God gave the four men wisdom and understanding, and they served Nebuchadnezzar. They sought the welfare of their new city.

How did God expect the Israelites to behave in Exile? What was his Oikonomia for living in a foreign country?

Bible Reading Jeremiah 29:4-7

Thus says the Lord of hosts, the God of Israel to all the exiles whom I have sent into exile from Jerusalem to Babylon: Build houses and live in them; plant gardens and eat their produce. Take wives and have sons and daughters; take wives for your sons, and give your daughters in marriage, that they may bear sons and daughters; multiply there and do not decrease. But seek the welfare of the city where I have sent you into exile, and pray to the Lord on its behalf, for in its welfare you will find your welfare.

God wanted the Israelites to build houses, get married, have children, and seek the welfare of the city.

The Israelites would not be exiles forever, but God had a job for them even when they were in exile.



Week 1 of 14



God Made Us to Bless the World

Activity

Vocabulary

Memory Verse

Bible Reading:
The Story of Daniel

Bible Reading:
Jer. 29:4-7

Bible Reading:
Jer. 29:11 and Jer. 32:37-38

Bible Reading:
Philp. 3:20

Review
Memory Verse

Prayer
Requests

Bible Reading

Jeremiah 29:11 and Jeremiah 32:37-38

Jeremiah 29:11 *For I know the plans I have for you declares the LORD, plans for welfare and not for evil, to give you a future and a hope.*

Jeremiah 32:37-38 *Behold I will gather them from all the countries to which I drove them in my anger and my wrath and in great indignation. I will bring them back to this place, and I will make them dwell in safety. And they shall be my people and I will be their God.*

God gives his exiles hope. **As followers of Jesus, our true home is heaven, but where do we live right now? (on earth) Do you think that makes us exiles?**

Bible Reading

Philippians 3:20

Philippians 3:20 *But our citizenship is in heaven and from it we await a Savior the Lord Jesus Christ*

Heaven is the country where we belong and where we will join Jesus one day. That makes us exiles living here on earth.

What does God want us to do with our lives until we go to Heaven? Wait around? Stay in bed? Plant a garden?...

Review Memory Verse

Jeremiah 29:7 (with hand motions)

But seek the welfare of the city where I have sent you into exile... (ASL sign for "seek," one hand next to eyes as if holding a pair of binoculars, bring hand around face)

continued »



Week 1 of 14



God Made Us to Bless the World

Activity

Vocabulary

Memory Verse

Bible Reading:
The Story of Daniel

Bible Reading:
Jer. 29:4-7

Bible Reading:
Jer. 29:11 and Jer. 32:37-38

Bible Reading:
Philp. 3:20

Review
Memory Verse

Prayer
Requests

Review Memory Verse (cont'd)

and pray to the Lord on its behalf
(hands folded as if in prayer)

for in its welfare, you will find your welfare

(ASL sign for "good," right hand palm toward mouth bring forward and down to left hand palm facing upward)

Prompt: What does seeking the welfare of the city mean? (it is seeking the good of those around us, those who we live next to and work with)

How do we seek the welfare of the city? Some ideas? We can seek the welfare of our city through our families, our work, our creative service, our hospitality, the wisdom that comes from God, and the wonder of the world. We can also be part of God's Oikonomia for the world, seeking the welfare of our city through His church. We come to church to learn God's word and seek together to obey it. Talk with your parents about how you can seek the welfare of your city.

Teacher's Note: Children in this age group may or may not know the name of their city. Be sure to mention the name of your city quite a few times during the lesson.

Prayer Requests

One way that we care for each other in our church community is that we pray for one another. Remember to pray for the welfare of your city.

TEACHER'S NOTE: Have a notebook ready to record the requests. You'll be able to pray for kids at home and have a diary of the years' prayer requests.



I am praying for the welfare of my city.



My city is _____.



Oikonomia- House management or stewardship, how our spheres of life, family, church, government, and personal relationships fit into God's economy.

Memory Verse - Exile

Jeremiah 29:7

But seek the welfare of the city where I have sent you into exile, and pray to the Lord on its behalf, for in its welfare, you will find your welfare.



Memory Verse - Exile

Jeremiah 29:7

But seek the welfare of the city where I have sent you into exile, and pray to the Lord on its behalf, for in its welfare, you will find your welfare.



Memory Verse - Exile

Jeremiah 29:7

But seek the welfare of the city where I have sent you into exile, and pray to the Lord on its behalf, for in its welfare, you will find your welfare.



Memory Verse - Exile

Jeremiah 29:7

But seek the welfare of the city where I have sent you into exile, and pray to the Lord on its behalf, for in its welfare, you will find your welfare.



Memory Verse - Exile

Jeremiah 29:7

But seek the welfare of the city where I have sent you into exile, and pray to the Lord on its behalf, for in its welfare, you will find your welfare.



Memory Verse - Exile

Jeremiah 29:7

But seek the welfare of the city where I have sent you into exile, and pray to the Lord on its behalf, for in its welfare, you will find your welfare.



Memory Verse - Exile

Jeremiah 29:7

But seek the welfare of the city where I have sent you into exile, and pray to the Lord on its behalf, for in its welfare, you will find your welfare.



Memory Verse - Exile

Jeremiah 29:7

But seek the welfare of the city where I have sent you into exile, and pray to the Lord on its behalf, for in its welfare, you will find your welfare.



Memory Verse - Exile

Jeremiah 29:7

But seek the welfare of the city where I have sent you into exile, and pray to the Lord on its behalf, for in its welfare, you will find your welfare.





We are Made to be Gift Givers

K4-K5

14-WEEK Series



Passage

Genesis 1, James 1:17



Principle

God gave us creation and salvation as a gift, because we are made in the image of God we are made to be gift givers.

Activity

Memory Verse

Bible Reading:
James 1:17

Bible Reading:
The Creation Story

Bible Reading:
Rom. 3:23

Bible Reading:
Rom. 3:24

Review
Memory Verse

Activity

Activity

Prompt: Have students watch Evan on "All Is Gift" in extras, episode 1 session 2.

Memory Verse

Ephesians 2:10 *For we are his workmanship, created in Christ Jesus for good works, which God prepared beforehand, that we should walk in them.*

Prompt: What is the best gift you have ever received?

What is the best gift you have ever been given?

Bible Reading

James 1:17

Every good gift and every perfect gift is from above, coming down from the Father of lights, with whom there is no variation or shadow due to change.

All of our good gifts come from God. Our first Gift from God is Creation. Did we do anything to help God create the world? No it is a GIFT!



Week 2^{of} 14



We are Made to be Gift Givers

Activity

Memory Verse

Bible Reading:
James 1:17

Bible Reading:
The Creation Story

Bible Reading:
Rom. 3:23

Bible Reading:
Rom. 3:24

Review
Memory Verse

Activity

Bible Reading

The Creation Story (Genesis 1)

Read Genesis 1:3-5. God created light - GIFT!

Read Genesis 1:6-8. God divided the waters - GIFT!

Read Genesis 1:9-13. God created the dry land and plants - GIFT!

Read Genesis 1:14-19. God created the sun moon and stars - GIFT!

Read Genesis 1:20-23. God created birds and fish - GIFT!

Read Genesis 1:24-31. God created animals and man - GIFT! God created man and woman in his own image, and they a relationship with him - GIFT! God created the Garden of Eden - GIFT!

God gave them every tree in the garden to eat from, except one. **What was the one thing in the garden that wasn't a gift?** *The fruit from the Tree of the Knowledge of Good and Evil*

We took it anyway! We took something that wasn't a gift. So our sin removed us from God, and sin and death infected all of creation.

Bible Reading

Romans 3:23

For all have sinned and fall short of the glory of God.

And now we were stuck.

We had been given everything as a gift! And now there was only sin and death. And still God had a plan to give. He promised Adam and Eve that someday, God would send a Savior, who would take away the punishment and guilt of sin.



Week 2^{of} 14



We are Made to be Gift Givers

Activity

Memory Verse

Bible Reading:
James 1:17

Bible Reading:
The Creation
Story

Bible Reading:
Rom. 3:23

Bible Reading:
Rom. 3:24

Review
Memory Verse

Activity

Bible Reading

Romans 3:24

...and are justified by his grace as a gift, through the redemption that is in Christ Jesus.

God gave himself as a gift! He sent Jesus. Jesus lived and did many signs and wonders, and then he died, he died to sacrifice himself for everyone so we could be restored to a relationship with God. He was raised again, and now is in heaven waiting for all of those who trust in Him. Christ was the greatest gift!

God is a wonderful gift giver, He gives good and perfect gifts.

Prompt: Let's talk about this morning, just as you got ready for church....Did you receive any gifts? More than likely everyone will answer no. You probably didn't, but let's look more closely:

- Did you give yourself air to breathe? You didn't? Then it is a gift.
- Did you work and pay for the clothes you are wearing? No? Then your clothing is a gift.
- Did you grow the food that you ate this morning for breakfast? Did you create the things we eat for food? No? Then it is a gift.
- Did you create your friends, and your teacher, so that we could have class today? No? Then you have received a gift!

Let's see if we can name any more gifts that we have received this morning, and that we continue to receive, even though we haven't earned them. Examples would be the sun, moon, and stars, the seasons, morning and evening, the wildlife, gifts that the creativity of others gave, architecture, builders, artists, etc. Try to write the student's answers on the board or a sheet of paper.

God made us to be gift givers too! Because we are made in God's image, we are gift givers, just like He is.

What types of gifts can we give the world? Teachers, we are talking here about our good works that we can give the world, not necessarily Spiritual Gifts.



Week 2^{of} 14



We are Made to be Gift Givers

Activity

Memory Verse

Bible Reading:
James 1:17

Bible Reading:
The Creation
Story

Bible Reading:
Rom. 3:23

Bible Reading:
Rom. 3:24

Review
Memory Verse

Activity

Review Memory Verse

Ephesians 2:10 (with hand motions)

For we are his workmanship, (ASL sign for make, put fists on top of one another, twist both fists)

created in Christ Jesus for good works, (ASL sign for Jesus, touch the tip of the middle finger into the palm of the other open hand, do the same to the second hand)

which God prepared beforehand, that we should walk in them. (ASL sign for walk, place hands in front of you palms down, and move up and down as if your hands are walking)

Practice: We can be a gift to each other. What are some good works you can do this next week for those around you, your parents, siblings and classmates?

Activity

Giving Good Gifts to show that God has created them for good works.

Materials needed: Good work cards, Bad actions cards, holiday bows

Directions: In a box or paper bag write actions on index cards. Some of these actions will be positive and some will be negative. The students will take an action from the box "Obeying at home", and decide if it is a good gift or not. If it is a good gift, the student will put a bow on it, and be able to take it home and work on it. In this case the child would put a bow on the gift. Some ideas for good gifts would be as follows: Sharing my toys, reading a book to my sister, doing my chores without complaining, being kind to someone in my class, writing my grandpa a letter, picking up my things without being told, using kind words, using a soft voice when I am angry, not complaining about screen time. For bad works, make them general such as kicking, screaming, fighting, complaining, being sloppy with my work, pouting, etc.



God Blesses Families to be a Blessing

K4-K5

14-WEEK Series



Passage

Genesis 12:1-6; 17:7



Principle

Just as God used Abraham's family to bless the entire world, he can bless our families to be a blessing.

Memory Verse

Vocabulary

Activity

Bible Reading:
Gen. 12:1-3

Bible Reading:
Gen. 12:4-6

Bible Reading:
Gen. 17:7

Bible Reading:
Deut. 6:6-7

Review
Memory Verse

Praise

Memory Verse

Mark 12:30-31 *And you shall love the Lord your God with all your heart and with all your soul, and with all your mind and with all your strength. The second is this: You shall love your neighbor as yourself. There is no other commandment greater than these.*

Vocabulary

Covenant: a formal and serious agreement or promise

Offspring: a person's child

Generations: a group of people born and living during the same time (in this case it is throughout their generations, any generations to follow).

Prompt: Watch the Team Z video from Extras disc, Episode 2, Module 2

Does the Z family think they are special? No, they are just a regular family that made it their task to bless each other, and the people around them.

Today we are going to study another family that God blessed so they could bless others. We will be studying Abram.



Week 3^{of} 14



God Blesses Families to be a Blessing

Memory Verse

Vocabulary

Activity

Bible Reading:

Gen. 12:1-3

Bible Reading:

Gen. 12:4-6

Bible Reading:

Gen. 17:7

Bible Reading:

Deut. 6:6-7

Review

Memory Verse

Praise

Activity (optional)

Obey and Be Blessed.

Materials needed: "treasure": snacks, small toys, erasers, etc.

Directions: Before class, hide a treasure (snack, small toy, erasers, etc.) somewhere in the room. Write down or think of directions to give the class so that they are following your directions to get to the treasure. DO NOT TELL THEM THERE IS A PRIZE WAITING FOR THEM.

Simply have them follow your directions and lead them verbally to the prize. Example: Go to the far end of the room, now crawl back to the whiteboard, hold hands and skip around the table, now come back to me and look in the cupboard behind me.

Just like our story today, God told Abraham to go and Abraham obeyed. Abraham was promised a blessing, and received it, and now through His family, we will see God blessed us. God blesses families to bless others.

Now let's listen to the story of Abraham:

Bible Reading

Genesis 12:1-3

Now the LORD said to Abram, "Go from your country and your kindred and your father's house to the land that I will show you. And I will make of you a great nation, and I will bless you and make your name great, so that you will be a blessing. I will bless those who bless you, and him who dishonors you I will curse, and in you all the families of the earth shall be blessed."

What did God tell Abraham to do? What did God promise Abraham would happen? God told him to leave the place he was living and follow God to a land that God would show him. God promised that Abram/Abraham would be the father of a great nation!



Week 3 of 14



God Blesses Families to be a Blessing

Memory Verse

Vocabulary

Activity

Bible Reading:
Gen. 12:1-3

Bible Reading:
Gen. 12:4-6

Bible Reading:
Gen. 17:7

Bible Reading:
Deut. 6:6-7

Review
Memory Verse

Praise

Bible Reading

Genesis 12:4-6

So Abram went, as the LORD had told him, and Lot went with him. Abram was seventy-five years old when he departed from Haran. And Abram took Sarai his wife, and Lot his brother's son, and all their possessions that they had gathered, and the people that they had acquired in Haran, and they set out to go to the land of Canaan.

Did Abram obey God? Was Abram a young man or an old man when he left Haran? Take time to illustrate to the children how old 75 is, use examples of parents and grandparents as reference points. Often children see anyone older than them as old, or really old. They need examples to see that Abraham was a grandpa age when God told him that he would make a great nation, and this meant having kids!

After Abram went to Canaan, God made a promise to Abram again!

Bible Reading

Genesis 17:7

And I will establish my covenant between me and you and your offspring after you throughout their generations for an everlasting covenant, to be God to you and your offspring after you.

Did God keep his promise to give Abraham many descendants?
Yes! We remember that God Gave Abraham a son named Isaac.

God has a special love for families. His design for the family, how parents love their children and children love their parents is the first place we learn about what His love means. He desires that parents love Him and follow His commands and teach their children to love and serve Him.

Over 400 years later God commanded Abraham's great, great (many greats!) grandchildren the Israelites with these words:



Week 3^{of} 14



God Blesses Families to be a Blessing

Memory Verse

Vocabulary

Activity

Bible Reading:

Gen. 12:1-3

Bible Reading:

Gen. 12:4-6

Bible Reading:

Gen. 17:7

Bible Reading:

Deut. 6:6-7

Review

Memory Verse

Praise

Bible Reading

Deuteronomy 6:6-7

Hear, O Israel: The LORD our God, the LORD is one. You shall love the LORD your God with all your heart and with all your soul and with all your might. And these words I command you today shall be on your heart. You shall teach them diligently to your children, and shall talk of them when you sit in your house, and when you walk by the way, and when you lie down and when you rise.

These words were so important that Jesus repeated them:

Review Memory Verse

Mark 12:30-31 *And you shall love the Lord your God with all your heart and with all your soul, and with all your mind and with all your strength. The second is this: You shall love your neighbor as yourself. There is no other commandment greater than these.*

1. **How does your family help you to Love the Lord your God with all of your heart, soul and mind?** Bring me to church, read the Bible, help me to understand God better, tell me about Jesus.

Who brings you to church?

2. **Can you practice the second part of the commandment at your own house?** In this case God is telling us to treat everyone around us as our neighbor and to love them as ourselves. **What are some ways God can use you to be a blessing to your family?**



Week 3 of 14



God Blesses Families to be a Blessing

Memory Verse

Vocabulary

Activity

Bible Reading:

Gen. 12:1-3

Bible Reading:

Gen. 12:4-6

Bible Reading:

Gen. 17:7

Bible Reading:

Deut. 6:6-7

Review

Memory Verse

Praise

Review Memory Verse (cont'd)

But what about that promise to Abraham? Did God keep it? Yes, he did! Through the Israelites (Abraham's Family) God sent His Son Jesus, who suffered and died so that we might be saved. God did not just provide for the salvation of the Israelite people, but gave His Son for all people of the earth. God promised to bless Abraham's family to be a blessing to others (see the Genealogy of Christ in Matthew 1), and He kept His promise.

What are some ways your family could be a blessing to others?

Mark 12:30-31 (with hand motions)

And you shall love (cross wrists across chest)

the Lord your God (point up)

with all your heart (cross wrists across chest)

and with all your soul, (cross wrists across chest)

and with all your mind (point to your head)

and with all your strength. (make strong man arms)

The second is this: (hold up 2 fingers)

You shall love your neighbor (cross wrists across chest)

as yourself. (point to self)

Praise

Sing "Father Abraham"



"...and in you all the families of the earth will be blessed."
Genesis 12:3

Memory Verse - Love

Mark 12:30

And you shall love the Lord your God
with all your heart and with all your soul,
and with all your mind and with all your
strength.



Memory Verse - Love

Mark 12:30

And you shall love the Lord your God
with all your heart and with all your soul,
and with all your mind and with all your
strength.



Memory Verse - Love

Mark 12:30

And you shall love the Lord your God
with all your heart and with all your soul,
and with all your mind and with all your
strength.



Memory Verse - Love

Mark 12:30

And you shall love the Lord your God
with all your heart and with all your soul,
and with all your mind and with all your
strength.



Memory Verse - Love

Mark 12:30

And you shall love the Lord your God
with all your heart and with all your soul,
and with all your mind and with all your
strength.



Memory Verse - Love

Mark 12:30

And you shall love the Lord your God
with all your heart and with all your soul,
and with all your mind and with all your
strength.



Memory Verse - Love

Mark 12:30

And you shall love the Lord your God
with all your heart and with all your soul,
and with all your mind and with all your
strength.



Memory Verse - Love

Mark 12:30

And you shall love the Lord your God
with all your heart and with all your soul,
and with all your mind and with all your
strength.



Memory Verse - Love

Mark 12:30

And you shall love the Lord your God
with all your heart and with all your soul,
and with all your mind and with all your
strength.





God Helps Us Keep Our Promises

K4-K5

14-WEEK Series



Passage

Book of Ruth



Principle

Because God is a promise-keeping God, we know He can help us to keep our promises.

Memory Verse

Vocabulary

Introduction

Bible Reading:
Ruth's Story

Bible Reading:
Boaz and Ruth

Bible Reading:
Boaz and Ruth
Get Married

Review
Memory Verse

Memory Verse

Mark 12:30-31 *And you shall love the Lord your God with all your heart and with all your soul, and with all your mind and with all your strength. The second is this: You shall love your neighbor as yourself. There is no other commandment greater than these.*

Vocabulary

Promise: a statement telling someone that you will definitely do something or that something will definitely happen in the future

Glean: to gather grain or other material that is left after the main crop has been gathered

Redeemer: a person who brings goodness, honor, etc., to something
again: a person who redeems (or buys back) something.

Prompt: *Do we need to keep our Promises? Why is it Important?*

What is a promise? What could someone promise that they could not possibly keep? Turn the sun purple; give everyone a million dollars; take you to Disneyland every day.



Week 4^{of} 14



God Helps Us Keep Our Promises

Memory Verse

Vocabulary

Introduction

Bible Reading:
Ruth's Story

Bible Reading:
Boaz and Ruth

Bible Reading:
Boaz and Ruth
Get Married

Review
Memory Verse

Vocabulary (continued)

It is easy for us not to believe those types of promises. But sometimes people make promises that they should keep, but don't really mean to keep them. ***How did you feel when someone let you down by not keeping their promise to you? Allow each student to share answers to each question.***

Introduction

Last week, we learned how God made families to show His love for the world. God chose a family, Abraham's family, to be a blessing to the world. Abraham's family became the Israelites, God's special people who worshiped the One, True God. God made a covenant, a special promise with the Israelites that He would love them forever and He would be their God. He would never leave them or forsake them. (Deuteronomy 31:8) God always keeps his promises.

God wants us to keep our promises too.

We promise to love and honor (respect) our parents. When we are older, we may promise to love another in marriage. God's design for marriage is to show how people can keep promises to one another like God keeps His promises to us.

Today we will learn about some special people in God's Word who made and kept promises to one another.



Week 4^{of} 14



God Helps Us Keep Our Promises

Memory Verse

Vocabulary

Introduction

Bible Reading:
Ruth's Story

Bible Reading:
Boaz and Ruth

Bible Reading:
Boaz and Ruth
Get Married

Review
Memory Verse

Bible Reading

Ruth's Story

Read Ruth 1:1-5. Let's look at what was happening in this story.

- There was a famine in Judah, so an Israelite man took his wife and two sons to a neighboring country of Moab. Elimilech was the father's name, Naomi was the mother's name, and the boys' names were Mahlon and Chilion. *Have students act out the parts of the people in the story.*
- Elimilech the father dies, and the Sons marry Moabite women, the women's names are Orpah, and Ruth. *Have "Elimilech" sit down.*
- Both of Naomi's boys die, leaving her in a foreign country with no husband, no sons, and no way to provide for herself. *Have Mahlon and Chilion sit down.*

How do you think Naomi felt in a strange land? Do you think she felt alone when her husband and sons died?

Read Ruth 1:6-18. Let's look at what is happening here.

- Naomi decides to leave Moab and go back to Judah, because she heard that the LORD had given his people food. *Have "Sad Naomi" hear good news about Judah, and start on a journey home.*
- Naomi tells her daughters in law to go back to their own houses, because she has nothing to offer them. *Have Naomi order the 2 daughters in law to go back to their home.*
- Orpah goes back to her Moabite house, but Ruth stays with Naomi and makes a promise, *"Do not urge me to leave you or to return from following you, For where you go I will go, and where you lodge I will lodge. Your people shall be my people, and your God my God. Where you die I will die, and there will I be buried. May the LORD do so to me and more also if anything but death parts me from you."* (Ruth 1:16-17)
- Naomi takes Ruth with her to Judah, with no help, no husband, and no hope. *Have "Ruth" and "Naomi" go on a journey.*



Week 4 of 14



God Helps Us Keep Our Promises

Memory Verse

Vocabulary

Introduction

Bible Reading:
Ruth's Story

Bible Reading:
Boaz and Ruth

Bible Reading:
Boaz and Ruth
Get Married

Review
Memory Verse

Bible Reading (continued)

Ruth's Story

Read Ruth 2:2-3. Because they had no way of providing for themselves, Ruth offers to glean in the fields of Boaz. Boaz was Naomi's husband's relative. Gleaning was hard work! Can you imagine going into a field after the grain was harvested, and look for any stray grains? You would have to bend over all day long! *Practice gleaning in class. Have the children tell you when they get tired. Explain that Ruth did that all day long!*

Ruth is keeping her promise. She is concerned for Naomi's welfare. Boaz notices Ruth and her hard work and asks the young man who is in charge of the reapers, who this woman is. *Have "Boaz" enter the scene.*

Bible Reading

Boaz and Ruth

Read Ruth 2:8-13. Boaz tells Ruth to continue to glean among His fields. He tells her to help herself to the same water the other reapers are using. Ruth falls to the ground and says "Why have I found favor in your eyes, that you should take notice of me, since I am a foreigner?" In this time in history, anyone from another country was looked upon with suspicion, and was thought of as unclean.

Boaz responds that it is because of Ruth's faithfulness to Naomi that she has found favor. He tells her he has heard how she has left her country and has come to the land of Judah with Naomi. Boaz desires that "The LORD repay you for what you have done, and a full reward be given you by the LORD, the God of Israel, under whose wings you have come to take refuge." *Have "Ruth" and "Boaz" talk.*



Week 4^{of} 14



God Helps Us Keep Our Promises

Memory Verse

Vocabulary

Introduction

Bible Reading:
Ruth's Story

Bible Reading:
Boaz and Ruth

Bible Reading:
Boaz and Ruth
Get Married

Review
Memory Verse

Bible Reading Boaz and Ruth Get Married

Ruth Continues to Keep Her Promise

Boaz made Ruth's life easier by telling the reapers to leave out extra grain from the sheaves for Ruth to glean. She continued gleaning in Boaz's field until the barley harvest was over. *Have "Ruth" continue gleaning. Now have the children all sit down.*

Now let me tell you the rest of the story: Boaz acted as a kinsman redeemer and married Ruth.

Ruth 4:13-17. Ruth kept her promise to Naomi, and God blessed her. God was also in the business of keeping His promise, and Ruth became the great-grandmother of King David. It is through the far off great-grandson of King David, that God kept his promise of redeeming the world, through His son Jesus Christ.

Practice: *Can God help you keep the promises you make to others?*

Can he help you to obey your parents?

Can you keep your word to friends even though it is hard?

Can God help your parents keep their promises to each other?

Let's practice keeping our promises to each other.



Week 4^{of} 14



God Helps Us Keep Our Promises

Memory Verse

Vocabulary

Introduction

Bible Reading:
Ruth's Story

Bible Reading:
Boaz and Ruth

Bible Reading:
Boaz and Ruth
Get Married

Review
Memory Verse

Review Memory Verse

Mark 12:30-31 (with hand motions)

And you shall love (cross wrists across chest)

the Lord your God (point up)

with all your heart (cross wrists across chest)

and with all your soul, (cross wrists across chest)

and with all your mind (point to your head)

and with all your strength. (make strong man arms)

The second is this: (hold up 2 fingers)

You shall love your neighbor (cross wrists across chest)

as yourself. (point to self)

There is no other commandment greater than these. (shake your finger "no")



Our Work is a Gift to the World

K4-K5

14-WEEK Series



Passage

Genesis 39:1-6,22-23; 41:41, 46-49,57



Principle

When we do our work well for God, it is a gift to others as well.

Memory Verse

Activity

Activity

Bible Reading:
The Story of Joseph

Bible Reading:
Gen. 39:22-23

Bible Reading:
Joseph in Egypt

Review
Memory Verse

Activity

Memory Verse

Colossians 3:23 *Whatever you do, work heartily, as for the Lord and not for men.*

Activity

Watch "The Ungiving Tree" from the FLOW extras video, Episode 3, module 2. Guide them to the principle that God made us to be gift givers in our work.

Activity

Read Shel Silverstein's "The Giving Tree"

Prompt: How was the tree in the book different than the one that was read in the video? What does this tree have to give? Fruit, leaves, bark, wood, all that it had left - the stump. Why do you think God made trees? What do you and a tree have in common? Or, how are you like a tree? God made you for a purpose too! To share your gifts with the world.

Prompt: What do you want to be when you grow up? Let us talk about a man who used his work as a gift to those around him.



Week 5 of 14



Our Work is a Gift to the World

Memory Verse

Activity

Activity

Bible Reading:
The Story of Joseph

Bible Reading:
Gen. 39:22-23

Bible Reading:
Joseph in Egypt

Review
Memory Verse

Activity

Bible Reading

The Story of Joseph (Genesis 39:1-6)

Joseph was the favorite son in the family, this made his brothers angry.

Joseph was sold into slavery by his brothers, he was sold to a man named Potiphar an officer in Pharaoh's Army.

Do you think Joseph wanted to be a slave when he grew up?

No! Joseph worked hard, and God was with him. The LORD was with Joseph, and he became a successful man and he was in the house of his Egyptian master. Joseph did his work, and God blessed it. Potiphar noticed that God was with Joseph, and that Joseph's work helped his house. Potiphar trusted Joseph so much that he put Joseph in charge of his whole house. Joseph was using his work as a gift to his master. While Joseph was busy doing his work, a terrible thing happened Potiphar's wife lied about Joseph, and Joseph was sent to prison. ***How would you feel, if someone lied about you and you were sent to prison?***

Even in prison, Joseph used his work as a gift to those around him.

Bible Reading

Genesis 39:22-23

And the keeper of the prison put Joseph in charge of all the prisoners who were in the prison. Whatever was done there, he was the one who did it. The keeper of the prison paid no attention to anything that was in Joseph's charge, because the LORD was with him. And whatever he did the LORD made it succeed.

Again, God used Joseph's work to bless others. The keeper of the prison put all things into Joseph's care.

God gave Joseph the interpretation of dreams, and again Joseph used his gifts and his work to give to others. Eventually, God helped Joseph to interpret Pharaoh's dream, and Joseph was given more work to do.



Week 5 of 14



Our Work is a Gift to the World

Memory Verse

Activity

Activity

Bible Reading:
The Story of Joseph

Bible Reading:
Gen. 39:22-23

Bible Reading:
Joseph in Egypt

Review
Memory Verse

Activity

Bible Reading Joseph in Egypt

Genesis 41:41 *And Pharaoh said to Joseph, "See, I have set you over all the land of Egypt."*

Through Joseph's God-given wisdom and planning, and his work, God blessed the country of Egypt so that they would have food during the seven years of Famine (**Genesis 41:46-49**).

God is using Joseph's work in a foreign land to provide for all of Joseph's family.

Genesis 41:57 *Moreover, all the earth came to Egypt to Joseph to buy grain because the famine was severe all over the earth.*

Even Joseph's brothers came to buy grain, and eventually the whole tribe of Israel moved to Egypt with the permission of the Pharaoh. Instead of being angry at his brothers, Joseph told them... "And now do not be distressed or angry with yourselves because you sold me here, for God sent me before you to preserve life...so it was not you who sent me here, but God."

God used Joseph's work as a gift to others. Our work can be a gift to others.

Can you think of people who bless our lives with their gift of work? *These answers can include almost any job, from the man who sets the sprinklers in the park, to the firemen and policemen and teachers, encourage your students to see how God uses each person's work to benefit others.*

How many of you have work you have to do at home? Chores or things you do to help your family? Our Bible verse for this week helps us to remember to do our work for God and not just for men. If we are waiting for others to notice, we may never get a "good job" or a gold star, but if we are working to please God as Joseph did, we can know that God is using our work as a gift to others.



Week 5 of 14



Our Work is a Gift to the World

Memory Verse

Activity

Activity

Bible Reading:
The Story of Joseph

Bible Reading:
Gen. 39:22-23

Bible Reading:
Joseph in Egypt

Review Memory Verse

Activity

Review Memory Verse


Colossians 3:23 *Whatever you do, work heartily, as for the Lord and not for men.*

Activity

The “Creative Service” Tree coloring sheet

Materials Needed: “Creative Service” Tree coloring page, washable ink pad or washable markers for making leaf shapes, and baby wipes for clean up.

Directions: Use a washable ink pad or washable marker and have students put leaves on the Creative Service Tree. Explain that just as their fingerprints are all different, God has different ways for them to serve the world. Our work is a gift to the world.



Your fingerprint is unique, no one else has a fingerprint like yours. Your talents and abilities are unique as well, and God can use them in Creative Service for the Life of the World. Use a stamp pad or washable marker to place fingerprint leaves on our Creative Service Tree.



Memory Verse - Creative Service

Colossians 2:23a

Whatever you do, work heartily, as for the Lord and not for men,



Memory Verse - Creative Service

Colossians 2:23a

Whatever you do, work heartily, as for the Lord and not for men,



Memory Verse - Creative Service

Colossians 2:23a

Whatever you do, work heartily, as for the Lord and not for men,



Memory Verse - Creative Service

Colossians 2:23a

Whatever you do, work heartily, as for the Lord and not for men,



Memory Verse - Creative Service

Colossians 2:23a

Whatever you do, work heartily, as for the Lord and not for men,



Memory Verse - Creative Service

Colossians 2:23a

Whatever you do, work heartily, as for the Lord and not for men,



Memory Verse - Creative Service

Colossians 2:23a

Whatever you do, work heartily, as for the Lord and not for men,



Memory Verse - Creative Service

Colossians 2:23a

Whatever you do, work heartily, as for the Lord and not for men,



Memory Verse - Creative Service

Colossians 2:23a

Whatever you do, work heartily, as for the Lord and not for men,





God Made Us to Work and Work is Good

K4-K5

14-WEEK Series



Passage

Genesis 1:26-2:4-25



Principle

Creative service is a way we give to others.

Introduction

Memory Verse

Bible Reading:
Gen. 1:24-31

Bible Reading:
Gen. 2:7

Bible Reading:
Gen. 2:15

Review
Memory Verse

Introduction

Prompt: What is work for?

Is work good for man, or is it just something we have to do?

What do your parents do for work?

Do you have work you do at home? At school?

Memory Verse

Colossians 3:23 *Whatever you do, work heartily, as for the Lord and not for men.*

TEACHER'S NOTE: "In the end the liberating character of the imago Dei [image of God] is grounded in the nature of God, who calls the world into being as an act of generosity. This means that we cannot artificially separate our vision of God's redemptive love from an understanding of God's creative power. A careful reading of Genesis 1:1-2:3 thus converges on John 3:16 In both creation and redemption 'God so loved the world that he gave...' - J. Richard Middleton from the NIV Stewardship Study Bible

Let's go back to the beginning. In the beginning, what? God created.



Week 6 of 14



God Made Us to Work and Work is Good

Introduction

Memory Verse

Bible Reading:
Gen. 1:24-31

Bible Reading:
Gen. 2:7

Bible Reading:
Gen. 2:15

Review
Memory Verse

Bible Reading

Genesis 1:24-31

And God said, "Let the earth bring forth living creatures according to their kinds - livestock and creeping things and beasts of the earth according to their kinds." And it was so. And God made the beasts of the earth according to their kinds and the livestock according to their kinds and everything that creeps on the ground according to its kind. And God saw that it was good. Then God said, Let us make man in our image, after our likeness. And let them have dominion over the fish of the sea and over the birds of the heavens and over the livestock and over all the earth and over every creeping thing that creeps on the earth.

So God created man in his own image, in the image of God he created him; male and female he created them.

Prompt: What is different about how God created human beings?

God created man from the dust of the ground.

Bible Reading

Genesis 2:7

Then the LORD God formed the man of dust from the ground and breathed into his nostrils the breath of life, and the man became a living creature.

God didn't just speak to create man, God actually formed him out of the dust of the ground. God created man and woman in his image. Then God gave them work.



Week 6 of 14



God Made Us to Work and Work is Good

Introduction

Memory Verse

Bible Reading:
Gen. 1:24-31

Bible Reading:
Gen. 2:7

Bible Reading:
Gen. 2:15

Review
Memory Verse

Bible Reading

Genesis 2:15

The Lord God took the man and put him in the garden of Eden to work it and keep it.

Prompt: *What was the job that God gave Adam and Eve? To work the garden and to take care of it.*

What are your favorite foods? Allow students to answer.

We should see that the food you enjoy is the result of someone else's work. Someone had to milk the cow, pick the vegetables, grow the wheat, pick the berries, raise the chickens, drive the truck to bring it to you. Aren't you glad that they are doing their work?

What about your jobs right now? Do you do homework? Chores?

What do you think about work?

God made us to work, and work is good.

Review Memory Verse

Colossians 3:23 *Whatever you do, work heartily, as for the Lord and not for men.*

Let's talk about those jobs we do, the chores, the homework, the acts of service. **How are we supposed to do our work?** *as unto the Lord*

What about the other things we do during the day? Can we sing for the Lord and not for men? Play? Do homework? Are you surprised that God is delighted in your everyday work?

So if no one is looking, can we do a sloppy job? Let us look at the verse following our memory verse. Colossians 3:24 says knowing that



Week 6 of 14



God Made Us to Work and Work is Good

Introduction

Memory Verse

Bible Reading:
Gen. 1:24-31

Bible Reading:
Gen. 2:7

Bible Reading:
Gen. 2:15

Review
Memory Verse

Review Memory Verse (cont'd)

from the Lord you will receive the inheritance as your reward. You are serving the Lord Christ.

Prompt: *Who are we serving? the Lord Christ (Jesus)*

Practice: We know that God made us to work and work is good. We can do our work for God, whether or not anyone notices. God is delighted in our work and we can do it for him. ***This week can you do your work well? Can you clean your room well? Can you help your mom well?*** We are working for God and not for men. Work done for him is good work.

Colossians 3:23 (with hand motions)

Whatever you do, (hands out to sides palms up)

work heartily, as for the Lord (point up)

and not for men. (wag pointer finger back and forth as if saying no)



God's Order Helps Us Live Together

K4-K5

14-WEEK Series



Passage

Exodus 19-20



Principle

God's Rules help us to live in harmony with others.

■ Memory Verse

Activity

Bible Reading:

Ex. 19:16-20

Bible Reading:

Ex. 20:1-17

Bible Reading:

Mark 12:29-34

Review

Memory Verse

Memory Verse

Micah 6:8 *He has told you, O man, what is good; and what does the Lord require of you but to do justice, and to love kindness, and to walk humbly with your God?*

Prompt: Watch FLOW Extras DVD Episode 4 Module 3 "Hockey"

What would happen if we all played sports any way we wanted to, without any rules for the players? Would the games be fun?

What are some of the rules at home or in your class?

What do you think of rules? Are they helpful?

What would life be like if no one followed "the rules?" For example, what would your drive to church or school be like? What would your morning look like at home?



Week 7^{of} 14



God's Order Helps Us Live Together

Memory Verse

Activity

Bible Reading:
Ex. 19:16-20

Bible Reading:
Ex. 20:1-17

Bible Reading:
Mark 12:29-34

Review
Memory Verse

Activity

The No Rules Game. *Bring a children's game and play it with the students. Pick an easy game like Candy Land or Chutes and Ladders, but play the game with no rules. Lead the way in the no rules game.*

How long will it take until someone gets bored? Now ask if they are having fun? Is it as much fun as playing with the rules? Is there really any game without rules?

God provided rules for his people the Israelites so they could live together, we call these Rules the Ten Commandments. God's rules were designed to help the Israelites live together well, and attract other nations to follow the one true God. Let's look at these rules. Together.

Bible Reading

Exodus 19:16-20

On the morning of the third day there were thunders and lightnings and a thick cloud on the mountain and a very loud trumpet blast so that all the people in the camp trembled. Then Moses brought the people out of the camp to meet God, and they took their stand at the foot of the mountain. Now Mount Sinai was wrapped in smoke because the Lord had descended on it in fire. The smoke of it went up like the smoke of a kiln, and the whole mountain trembled greatly. And as the sound of the trumpet grew louder and louder, Moses spoke and God answered him in thunder. The Lord came down on Mount Sinai, to the top of the mountain. And the Lord called Moses to the top of the mountain and Moses went up.

Do you think Moses and the people of Israel were afraid? The entire mountain was wrapped in smoke! God answered in thunder. **Do you think God had something very important to tell the Israelites?**



Week 7^{of} 14



God's Order Helps Us Live Together

Memory Verse

Activity

Bible Reading:
Ex. 19:16-20

Bible Reading:
Ex. 20:1-17

Bible Reading:
Mark 12:29-34

Review
Memory Verse

Bible Reading

Exodus 20:1-17

God gave his people the Israelites these commandments:

“You shall have no other Gods before me.”

“You shall not make for yourself a carved image, or any likeness of anything that is in heaven above, or that is in the earth beneath, or that is in the water under the earth.”

“You shall not take the name of the Lord your God in vain, for the Lord will not hold him guiltless who takes his name in vain.”

“Remember the Sabbath day, to keep it holy.”

“Honor your father and your mother, that your days may be long in the land that the Lord your God is giving you.”

“You shall not murder.”

“You shall not commit adultery.”

“You shall not steal.”

“You shall not bear false witness against your neighbor.”

“You shall not covet your neighbor’s house; you shall not covet your neighbor’s wife, or his male servant, or his female servant, or his ox, or his donkey, or anything that is your neighbor’s.”

Prompt: What do you think of these rules? Do you think they helped God’s people the Israelites to live together peacefully, and show other nations the one true God?

Let’s talk about Jesus: In the book of Mark, a scribe (a student of the Law of God) came to Jesus and asked him a very important question about the Commandments, “Which commandment is the most important of all?” This is what Jesus said:



Week 7^{of} 14



God's Order Helps Us Live Together

Memory Verse

Activity

Bible Reading:
Ex. 19:16-20

Bible Reading:
Ex. 20:1-17

Bible Reading:
Mark 12:29-34

Review
Memory Verse

Bible Reading

Mark 12:29-34

Jesus answered, 'The most important is, "Hear, O Israel: The Lord our God, the Lord is one. And you shall love the Lord your God with all your heart and with all your soul and with all your mind and with all your strength." The second is this: "You shall love your neighbor as yourself." There is no other commandment greater than these.'

Which Commandment did Jesus say was the greatest? What was the second?

Christ said that the reason we follow God's law is to love God and to love our neighbor. God's laws help us to live well with those around us, and to show the world a flourishing life lived in Christ. **How about you? Can you practice loving God and loving your neighbor this week? How would that look?**

Could you love your little brother or sister? Can you listen carefully at church? Can you be kind to someone new?

Review Memory Verse

Micah 6:8 *He has told you, O man, what is good; and what does the Lord require of you but to do justice, and to love kindness, and to walk humbly with your God?*

He has told you, O man, what is good; (put finger to lips as if to say be quiet, then move it away from your mouth in a forward direction)

and what does (palms up, hands spread)

the Lord (point up)

require (ASL sign: index finger into opposite palm, pull hands toward you)



Week 7^{of} 14



God's Order Helps Us Live Together

Memory Verse

Activity

Bible Reading:
Ex. 19:16-20

Bible Reading:
Ex. 20:1-17

Bible Reading:
Mark 12:29-34

Review
Memory Verse

Review Memory Verse (cont'd)

of you? (point with both hands)

To act justly (ASL sign for "justice:" pinch fingers together of each hand, move hands up and down as a scale would move.)

to love mercy (cross wrists across chest)

and to walk humbly (walk fingers across open palm)

with your God. (point up)

God's Rules help us to live in harmony with others!



Do Justice.
Love Kindness.
Walk Humbly.

Micah 6:8 He has told you, O man, what is good; and what does the Lord require of you, but to do justice, and to love kindness, and to walk humbly with your God?

Memory Verse - Order

Micah 6:8

He has told you, O man, what is good;
and what does the Lord require of you
but to do justice, and to love kindness,
and to walk humbly with your God?



Memory Verse - Order

Micah 6:8

He has told you, O man, what is good;
and what does the Lord require of you
but to do justice, and to love kindness,
and to walk humbly with your God?



Memory Verse - Order

Micah 6:8

He has told you, O man, what is good;
and what does the Lord require of you
but to do justice, and to love kindness,
and to walk humbly with your God?



Memory Verse - Order

Micah 6:8

He has told you, O man, what is good;
and what does the Lord require of you
but to do justice, and to love kindness,
and to walk humbly with your God?



Memory Verse - Order

Micah 6:8

He has told you, O man, what is good;
and what does the Lord require of you
but to do justice, and to love kindness,
and to walk humbly with your God?



Memory Verse - Order

Micah 6:8

He has told you, O man, what is good;
and what does the Lord require of you
but to do justice, and to love kindness,
and to walk humbly with your God?



Memory Verse - Order

Micah 6:8

He has told you, O man, what is good;
and what does the Lord require of you
but to do justice, and to love kindness,
and to walk humbly with your God?



Memory Verse - Order

Micah 6:8

He has told you, O man, what is good;
and what does the Lord require of you
but to do justice, and to love kindness,
and to walk humbly with your God?



Memory Verse - Order

Micah 6:8

He has told you, O man, what is good;
and what does the Lord require of you
but to do justice, and to love kindness,
and to walk humbly with your God?





God Wants Us to See Others as He Sees Them

K4-K5

14-WEEK Series



Passage

Luke 8:40-48



Principle

God wants us to see His image in humanity.

■ Memory Verse

Bible Reading:
Luke 8:40-48 -
part 1

Activity

Bible Reading:
Luke 8:40-48 -
part 2

Activity

Review
Memory Verse

Memory Verse

Micah 6:8 *He has told you, O man, what is good; and what does the Lord require of you but to do justice, and to love kindness, and to walk humbly with your God?*

TEACHER'S NOTE: "Because God created man - male and female - in his image and likeness, all persons deserve to be treated like those who have been made with a God-given identity and vocation, namely to bear God's image and to cooperate with him as stewards of his creation. A person's worth is determined not by what he or she has but by what he or she is on the basis of this identity and vocation received from God."
- C. Rene' Padilla (NIV Stewardship Bible)

Prompt: Watch "Dr. Perkins" on FLOW Extras DVD Episode 4, Module 1.

Do you see others as made in God's image?

Let's see how Jesus sees others.



Week 8 of 14



God Wants Us to See Others as He Sees Them

Memory Verse

Bible Reading:
Luke 8:40-48 -
part 1

Activity

Bible Reading:
Luke 8:40-48 -
part 2

Activity

Review
Memory Verse

Bible Reading

Luke 8:40-48 - part 1

Now when Jesus returned, the crowd welcomed him, for they were all waiting for him. And there came a man named Jairus, who was a ruler of the synagogue. And falling at Jesus' feet, he implored him to come into his house, for he had an only daughter, about twelve years of age, and she was dying. As Jesus went, the people pressed around him. And there was a woman who had had a discharge of blood for twelve years, and though she had spent all her living on physicians, she could not be healed by anyone. She came up behind him and touched the fringe of his garment, and immediately her discharge of blood ceased. And Jesus said, 'Who was it that touched me?' When all denied it, Peter said, 'Master, the crowds surround you and are pressing in on you!' But Jesus said 'Someone touched me, for I perceive that power has gone out from me.' And when the woman saw that she was not hidden, she came trembling, and falling down before him declared in the presence of all the people why she had touched him, and how she had been immediately healed. And he said to her, 'Daughter, your faith has made you well; go in peace.'"

Activity

Play "Who touched you?"

Directions: have one student turn his back to the group and close his eyes, motion to a few of the other students to touch the first student at the same time. See if the student can say who touched him or didn't touch him. Let every student have a chance to be "it."



Week 8 of 14



God Wants Us to See Others as He Sees Them

Memory Verse

Bible Reading:
Luke 8:40-48 -
part 1

Activity

Bible Reading:
Luke 8:40-48 -
part 2

Activity

**Review
Memory Verse**

Bible Reading

Luke 8:40-48 - part 2

Let's talk about Jesus: Jesus was on his way to Jairus' house. Jairus was a very important man in the city, and Jairus wanted Jesus to come and heal his daughter.

Let's talk about the woman: In Jesus' time the woman who had this disease would have been an outcast from society. She had already spent all of her money on doctors, so she was poor as well as sick. Her specific sickness made her "unclean" to all Israelites. This woman was considered by those around her, unworthy of help, and unworthy of healing. She was also breaking Jewish law to be in a crowd, she was not supposed to touch anyone, and definitely not a teacher.

Jesus knew power had gone out of him, and he turned around and asked who had touched him. No one responded, and so Peter mentioned that Jesus was in a crowd of people, of course someone (or many people) had touched him. Besides, Jesus was on an important mission, to heal Jairus' daughter, why would he stop and say someone had touched him?

The woman knelt before him and told Jesus all that had happened and how she had been healed. Jesus told her that her faith had made her well, and to go in peace. Jesus knew she was not just one of the crowd, that she was uniquely made in the image of God and that she had received his healing. God sees us and knows us all individually. We are not just part of the crowd, each person is unique and made in God's image. We each need his healing and his salvation for our sin.

We need to see each other as made in God's Image. We need to see each other through the eyes of Jesus.



Week 8 of 14



God Wants Us to See Others as He Sees Them

Memory Verse

Bible Reading:
Luke 8:40-48 -
part 1

Activity

Bible Reading:
Luke 8:40-48 -
part 2

Activity

**Review
Memory Verse**

Activity

Write notes to the people in the local rescue mission

Materials needed: Letters (located in "FLOW Extras") or notecards

Directions: Have students write notes to the people in the local rescue mission. This helps the students see that even people who need help are made in God's image. You may want to write "Dear Friend, I wanted you to know that God loves you. Sincerely, (student's first name only)."

Review Memory Verse

Practice this week's verse at least two times with hand motions.

Micah 6:8 *He has told you, O man, what is good; and what does the Lord require of you but to do justice, and to love kindness, and to walk humbly with your God?*

Micah 6:8 (with hand motions)

He has told you, O man, what is good; (put finger to lips as if to say be quiet, then move it away from your mouth in a forward direction)

and what does (palms up, hands spread)

the Lord (point up)

require (ASL sign: index finger into opposite palm, pull hands toward you)

of you (point with both hands)

to do justice (ASL sign for "justice:" pinch fingers together of each hand, move hands up and down as a scale would move.)


to love kindness (cross wrists across chest)

and to walk humbly (walk fingers across open palm)

with your God. (point up)

Dear Friend,

I wanted you to know that God loves you. I drew this picture for you.



Sincerely,



Wisdom Helps Us to See God

K4-K5

14-WEEK Series



Passage

Psalm 8



Principle

Wisdom is more than just information, it is seeing God, and all of humanity rightly. It is the correct appropriation of information.

Vocabulary

Activity

Bible Reading:
Ps. 8

Bible Reading:
Ps. 111:10

Bible Reading:
Rom. 1:20

Review
Memory Verse

Vocabulary

TEACHER'S NOTE: "We have shown that the Son of God created the world for this very end, to communicate Himself in an image of His own Excellency [...] When we behold the light and the brightness of the sun, the golden edges of an evening cloud, or the beauteous rainbow, we behold the adumbrations of His glory and goodness, and in the blue sky, of His mildness and gentleness." — Jonathan Edwards (1703-1758) quoted from NIV Stewardship Study Bible

Adumbrations: producing a faint image or resemblance of: to outline or sketch. To foreshadow; prefigure

Activity

Materials Needed: Magnified images of items, or magnifying glasses

Bring items that God has created to class, or bring magnified images of ordinary things (e.g., ants, salt, bug eye, pollen). You could also bring magnifying glasses and ordinary objects like flowers or insects. Show the students the wonder of creation.

What do you think about all of God's creation? What are some words you could use to describe it? Amazing, magnificent, etc.



Week 9 of 14



Wisdom Helps Us to See God

Vocabulary

Activity

Bible Reading:
Ps. 8

Bible Reading:
Ps. 111:10

Bible Reading:
Rom. 1:20

Review
Memory Verse

Activity (continued)

What do you think is the difference between knowledge and wisdom? Who is the smartest person you know? Is that person wise?

We will look at how knowledge leads us to wisdom and how wisdom leads us to see God.

Bible Reading

Psalm 8

As you read through Psalm 8, pause after each line to relate the content to the children:

*O Lord, our Lord, how majestic is your name in all the earth!
The whole earth declares his glory!*

*You have set your glory above the heavens.
God is more amazing than we could imagine!*

*Out of the mouths of babies and infants, you have established strength
because of your foes, to still the enemy and the avenger.
Even the tiny brand new humans speak of God's wonder!*

*When I look at your heavens, the work of your fingers, the moon and the
stars which you have set in place,
We are overwhelmed by the moon and stars - their beauty and their
majesty.*

*what is man that you are mindful of him, and the son of man that you
care for him?
It is surprising that God even thinks of us, when His creation is so
immense!*



Week 9 of 14



Wisdom Helps Us to See God

Vocabulary

Activity

Bible Reading:
Ps. 8

Bible Reading:
Ps. 111:10

Bible Reading:
Rom. 1:20

Review
Memory Verse

Bible Reading (continued)

Psalm 8

Yet you have made him a little lower than the heavenly beings and crowned him with glory and honor. You have given him dominion over the works of your hands; you have put all things under his feet, all sheep and oxen, and also the beasts of the field, the birds of the heavens, and the fish of the sea, whatever passes along the paths of the seas.

And yet God gave us many gifts, and gave us creation to care for.

O Lord, our Lord how majestic is your name in all the earth!

God is greater than we could imagine!

This is a song of praise to God for what he has done, for the wonder and order of the creation, for God's lovingkindness and the generosity of his plan for the world.


Today we are going to study wisdom. **What do you think wisdom is? Do you think it is just a bunch of knowledge? If you go to school long enough will you become wise?** Knowledge and wisdom are two different things. Knowledge is about information. Wisdom is about using that information correctly. For example: we can know what a poisonous snake looks like, and we can know what will happen if it bites us, but if we do not run when the snake approaches, our knowledge will not do us any good. Wisdom is taking the knowledge and using it. Let's look at how we get wisdom:

Bible Reading

Psalm 111:10

The fear of the Lord is the beginning of wisdom; all those who practice it have a good understanding. His praise endures forever.

We receive wisdom through respect for God. We know we can receive wisdom from God through his word. **How can we receive wisdom from the world around us?**



Week 9 of 14



Wisdom Helps Us to See God

Vocabulary

Activity

Bible Reading:
Ps. 8

Bible Reading:
Ps. 111:10

Bible Reading:
Rom. 1:20

Review
Memory Verse

Bible Reading

Romans 1:20

For his invisible attributes, namely his eternal power and divine nature, have been clearly perceived, ever since the creation of the world, in the things that have been made so they are without excuse.

What does that mean? It means we can see things about God through His creation. We can see like the psalmist that God is Majestic and worthy of praise.

What qualities of God can you see in Creation? Love, longsuffering, patience, order: let kids speak freely about what they see in Creation. Students of this age might get stuck, as this is a somewhat abstract concept, be patient and keep giving examples. Use the quotes from Gerard Manley Hopkins (below) as a starting point.

“I do not think that I have ever seen anything more beautiful than the bluebell I have been looking at. I know the beauty of the Lord by it. The creation does praise Him, does reflect honor on Him, is of service to Him...The sun and the stars shining glorify God. They stand where He placed them. They move where He bid them. The heavens declare the glory of God...The bird sings to Him. The thunder speaks of His terror. The lion is like his strength. The sea is like His greatness. The honey like His sweetness. They are something like Him. They make Him known. They tell of Him...for Christ plays in ten thousand places, lovely in limbs and lovely in eyes not His, to the Father through the features of men’s faces” - Gerard Manley Hopkins

Notice it is the creation that reminds us of God and not the other way around. “The lion is like His strength” not God’s strength is like a lion.



Week 9 of 14



Wisdom Helps Us to See God

Vocabulary

Activity

Bible Reading:
Ps. 8

Bible Reading:
Ps. 111:10

Bible Reading:
Rom. 1:20

Review
Memory Verse

Review Memory Verse

Proverbs 3:13-14 *Blessed is the one who finds wisdom, (hand over eyebrows as if looking for something)*


and the one who gets understanding,


for the gain from her is better than gain from silver and her profit better than gold.” (move hands as if gathering treasure)

(If students are having difficulties memorizing, leave the last line off.)

God says that getting wisdom is better than riches!



Proverbs 3:3-14 

Blessed is the one who finds wisdom, and the one who gets understanding, for the gain from her is better than gain from silver, and her profit better than gold. 

Memory Verse - Wisdom

Proverbs 3:13-14

Blessed is the one who finds wisdom,
and the one who gets understanding,



Memory Verse - Wisdom

Proverbs 3:13-14

Blessed is the one who finds wisdom,
and the one who gets understanding,



Memory Verse - Wisdom

Proverbs 3:13-14

Blessed is the one who finds wisdom,
and the one who gets understanding,



Memory Verse - Wisdom

Proverbs 3:13-14

Blessed is the one who finds wisdom,
and the one who gets understanding,



Memory Verse - Wisdom

Proverbs 3:13-14

Blessed is the one who finds wisdom,
and the one who gets understanding,



Memory Verse - Wisdom

Proverbs 3:13-14

Blessed is the one who finds wisdom,
and the one who gets understanding,



Memory Verse - Wisdom

Proverbs 3:13-14

Blessed is the one who finds wisdom,
and the one who gets understanding,



Memory Verse - Wisdom

Proverbs 3:13-14

Blessed is the one who finds wisdom,
and the one who gets understanding,



Memory Verse - Wisdom

Proverbs 3:13-14

Blessed is the one who finds wisdom,
and the one who gets understanding,





Wisdom Helps Us to Love and Serve Others Better

K4-K5

14-WEEK Series



Passage

Matthew 7:24-27; 2 Peter 1:3-8



Principle

God's wisdom is essential for a life that is steady, and makes us effective and fruitful when we are helping others.

■ Praise

Memory Verse

Bible Reading:
Matt. 7:24-28

Bible Reading:
2 Pet. 1:3-8

Review
Memory Verse

Activity

Praise

The Wise Man Built His House Upon a Rock

The wise man built his house upon a rock, The wise man built his house upon a rock The wise man built his house upon a rock, and the rains came tumbling down.

Oh, the rains came down and the floods came up,
The rains came down and the floods came up,
The rains came down and the floods came up,
and the house on the rock stood firm.

The foolish man built his house upon the sand,
The foolish man built his house upon the sand,
The foolish man built his house upon the sand,
and the rains came tumbling down.

Oh, the rains came down and the floods came up,
The rains came down and the floods came up,
the rains came down and the floods came up,
and the house on the sand went "splat!" (*clap hands once*)



Week 10 of 14



Wisdom Helps Us to Love and Serve Others Better

Praise

■ Memory Verse

Bible Reading:
Matt. 7:24-28

Bible Reading:
2 Pet. 1:3-8

Review
Memory Verse

Activity

Memory Verse

Proverbs 3:13-14 *Blessed is the one who finds wisdom, and the one who gets understanding, for the gain from her is better than gain from silver and her profit better than gold.*

Prompt: *If you could build a house out of anything what would it be? Answers could include: candy, graham crackers, jewels, gold. If you were going to build a house out of graham crackers and frosting, would you want to take it home on a piece of cardboard or a piece of paper? Why?*

Last week we learned that wisdom is different than knowledge. Knowledge is knowing facts and information, wisdom is using the information rightly. **How can we get wisdom?** The Bible says the fear of the Lord is the beginning of wisdom. We begin by seeing God in His word, and in His world. Wisdom is thinking God's way about the world and the people in it.

Today we are looking at a parable (a picture story) that Jesus taught. Jesus had been preaching to people all day long, He had been instructing them about how their lives should look if they were to be part of His kingdom. Jesus has been instructing the crowds about their character, about showing others the way to Christ, about His own purpose here on earth. He taught about anger, evil desires, divorce, oaths, retaliation, loving our enemies, giving to the needy, prayer, fasting, worry, riches, judging others, and serving others.

He has taught for 2 whole chapters, and now he tells the people who surround him this:



Week 10^{of} 14



Wisdom Helps Us to Love and Serve Others Better

Praise

Memory Verse

Bible Reading:
Matt. 7:24-28

Bible Reading:
2 Pet. 1:3-8

Review
Memory Verse

Activity

Bible Reading

Matthew 7:24-28

Everyone who hears these words of mine and does them will be like a wise man who built his house on the rock. And the rain fell, and the floods came, and the winds blew and beat on that house, but it did not fall, because it had been founded on the rock. And everyone who hears these words of mine and does not do them will be like a foolish man who built his house on the sand. And the rain fell, and the floods came, and the winds blew and beat against the house, and it fell, and great was the fall of it.

Is it easier to know the right thing or to do the right thing? What is the difference between the wise man and the foolish man? The wise man built his house on a strong foundation. We must hear the Word of God and do it so that we have a strong foundation, and when hard times come we can have confidence in God.

But we don't have to do this alone!

Bible Reading

2 Peter 1:3-8

His divine power has granted to us all things that pertain to life and godliness, through the knowledge of him who called us to his own glory and excellence, by which he has granted to us his precious and very great promises, so that through them you may become partakers of the divine nature, having escaped from the corruption that is in the world because of sinful desire.

Whew! What did that all mean?

- Jesus gives us power to obey his words.
- We can obey what God is teaching us and grow in Him: faith, virtue, knowledge, etc.



Week 10 of 14



Wisdom Helps Us to Love and Serve Others Better

Praise

Memory Verse

Bible Reading:
Matt. 7:24-28

Bible Reading:
2 Pet. 1:3-8

Review
Memory Verse

Activity

Bible Reading (continued)

2 Peter 1:3-8

• When we are applying the things that we are learning about God and His character, and living our lives the way He wants us to, He gives us wisdom to help others.

What about you, can you think of anything God says to do that you can do? Answers could include: obey parents, treat others kindly, listen to people who are telling us the right things to do.

Review Memory Verse

Practice this week's verse at least three times with hand motions.

Proverbs 3:13-14 *Blessed is the one who finds wisdom, and the one who gets understanding, for the gain from her is better than gain from silver and her profit better than gold.*

Proverbs 3:13-14 (with hand motions)

Blessed is the one who finds wisdom, (hand over eyebrows as if looking for something)

and the one who gets understanding, for the gain from her is better than gain from silver and her profit better than gold. (move hands as if gathering treasure)

When we build our lives on God's wisdom, we will have a life that is better than any treasure that we could find, when we have wisdom, we can help others find it too. There is treasure in God's Word!



Week 10^{of} 14



Wisdom Helps Us to Love and Serve Others Better

Praise

Memory Verse

Bible Reading:
Matt. 7:24-28

Bible Reading:
2 Pet. 1:3-8

Review
Memory Verse

■ Activity

Activity

Building on a Firm Foundation

Materials needed: graham crackers, Decorator's icing (buying frosting pre-made in a tube is worth your time, and makes the frosting squeezable, and easier for children to guide), baby wipes

Directions: Make graham cracker houses. Make sure you have a cardboard base on which to build the houses, explain the idea of building our lives on the wisdom that God gives us. Make sure each student has 5 crackers so that they can put a graham cracker roof on the house. (Make the roof flat to avoid the frustration of building an angled roof.) Students may eat their creations, or take them home on their firm foundations.



God Made Us to Wonder at His Creation

K4-K5

14-WEEK Series



Passage

Psalm 65:5-13



Principle

It is through wonder of God's creation, that we can Behold his work, and Be still for Him to speak.

■ Introduction

Bible Reading:
Ps. 65:5-6

Bible Reading:
Ps. 65:7-8

Bible Reading:
Ps. 65:9-11

Review
Memory Verse

Activity

Introduction

Prompt: What does it mean to behold something? It means we are looking at it, right? We can behold each other, and the world around us. Let's talk about some of the things we like to behold.

Where is your favorite outdoor spot? Is it the beach, the mountains, a ski slope, a garden, a desert? Why? What makes that part of nature special to you? Let each student answer.

Does being in your favorite outdoor spot make you feel like you are amazing, or does it make you feel very small?

God made us to wonder at his creation. He made us to appreciate, enjoy, and praise him. When we remember and consider the incredible sacrifice Jesus made for us, out of the Father's great love for the world, we realize we are not the center of our lives, but Jesus is! Our wonder for the beauty of God and his world help us to experience who God is.

Creation does not tell you everything you need to know about God, but it does show us some important things. We can't see God with our eyes, but the creation reveals some of God's invisible qualities to us. For example, we can see God's power in the size and complexity of creation, in the moon and the stars and our solar system. The sun rising and setting speaks of his faithfulness. The beauty and order and design of



Week 11 of 14



God Made Us to Wonder at His Creation

Introduction

Bible Reading:
Ps. 65:5-6

Bible Reading:
Ps. 65:7-8

Bible Reading:
Ps. 65:9-11

Review
Memory Verse

Activity

Introduction (continued)

Romans 1:20

creation show us God's divine nature. **Can you think of any other things in nature that remind you of God's strength, power, or faithfulness?** Large powerful animals, storms, seasons...

King David wrote many psalms praising God for who he is, and wondering at all of the amazing things God has done. Let's read one of David's psalms and see if we can wonder at all of the great things God has done.

Bible Reading

Psalm 65:5-6

By awesome deeds you answer us with righteousness, O God of our salvation, the hope of all the ends of the earth and all of the farthest seas; the one who by his strength established the mountains, being girded with might.

People all around the world put their trust in God. David says that God has power. **How does God show his power and how strong he is?** Allow students to answer.

God made the mountains! **Have you been to the mountains? What are the mountains like?** Allow students to answer. They are big! The tallest mountain in the world, Mount Everest, is 5 ½ miles high, which is as high as you could fly in an airplane. That would take a lot of power to make. God is powerful! Let's see what else we can wonder at...



Week 11 of 14



God Made Us to Wonder at His Creation

Introduction

Bible Reading:
Rom. 1:20

Bible Reading:
Ps. 65:5-6

Bible Reading:
Ps. 65:7-8

Bible Reading:
Ps. 65:9-11

Review
Memory Verse

Activity

Bible Reading (continued)

Psalm 65:5-6

People all around the world put their trust in God. David says that God has power. **How does God show his power and how strong he is?** Allow students to answer.

God made the mountains! **Have you been to the mountains? What are the mountains like?** Allow students to answer. They are big! The tallest mountain in the world, Mount Everest, is 5 ½ miles high, which is as high as you could fly in an airplane. That would take a lot of power to make. God is powerful! Let's see what else we can wonder at...

Bible Reading

Psalm 65:7-8

Who stills the roaring of the seas, the roaring of their waves, the tumult of the peoples, so that those who dwell at the ends of the earth are in awe at your signs. You make the going out of the morning and the evening to shout for joy.

Prompt: What does David say God does for the oceans and roaring waves? Allow students to answer. God calms them! Do you remember the story about Jesus and his disciples sailing in a boat that got caught suddenly in a storm? The waves and wind were about to wreck the boat, and the disciples thought they would be lost. They cried out to Jesus. Jesus stood up and told the wind and the waves to stop. And they did! God calmed the storm. God calms the oceans and the roaring waves. God is peace! That's amazing! Let's see what else we can wonder at.

David lists more things that God does for his people through creation. David says that God takes care of the land and the waters it. **Why do you think God would give us land and make sure it received water?** Allow students to answer. We could grow food! God is kind, and provides for our needs. Creation allows us to see his kindness. Let us read again and wonder at who God is.



Week 11^{of} 14



God Made Us to Wonder at His Creation

Introduction

Bible Reading:
Rom. 1:20

Bible Reading:
Ps. 65:5-6

Bible Reading:
Ps. 65:7-8

Bible Reading:
Ps. 65:9-11

Review
Memory Verse

Activity

Bible Reading

Psalm 65:9-11

You visit the earth and water it; you greatly enrich it; the river of God is full of water; you provide their grain, for so you have prepared it. You water its furrows abundantly, settling its ridges, softening it with showers, and blessing its growth. You crown the year with your bounty; your wagon tracks overflow with abundance.

God is good! He causes the rain to come, and gives us the fruit of it. **How many of you have a garden? If you don't water your plants, what would happen?** Allow students to answer. God causes the rains to fall on the earth, we can enjoy the beautiful green trees, and the loveliness of things we didn't even plant!

God is powerful, God is peace, God is kind and God is good; he provides for us. It is through the lens of creation, that we can see his attributes. God made us to wonder at his creation. David saw the wonder of creation and it led him to seek God. Our memory verse is one of David's prayers:

Review Memory Verse

Psalm 27:4 (with hand motions)

One thing (number one sign) • *have I asked of the Lord*, (hands open)

that I will seek after: (hand to forehead over eyebrows as if searching)

that I (point to self)

may dwell in the house (fingers put together making a tent with hands)

of the Lord (point up)

all the days of my life, (with one hand make a circular motion away from front of chest)



Week 11^{of} 14



God Made Us to Wonder at His Creation

Introduction

Bible Reading:
Rom. 1:20

Bible Reading:
Ps. 65:5-6

Bible Reading:
Ps. 65:7-8

Bible Reading:
Ps. 65:9-11

**Review
Memory Verse**

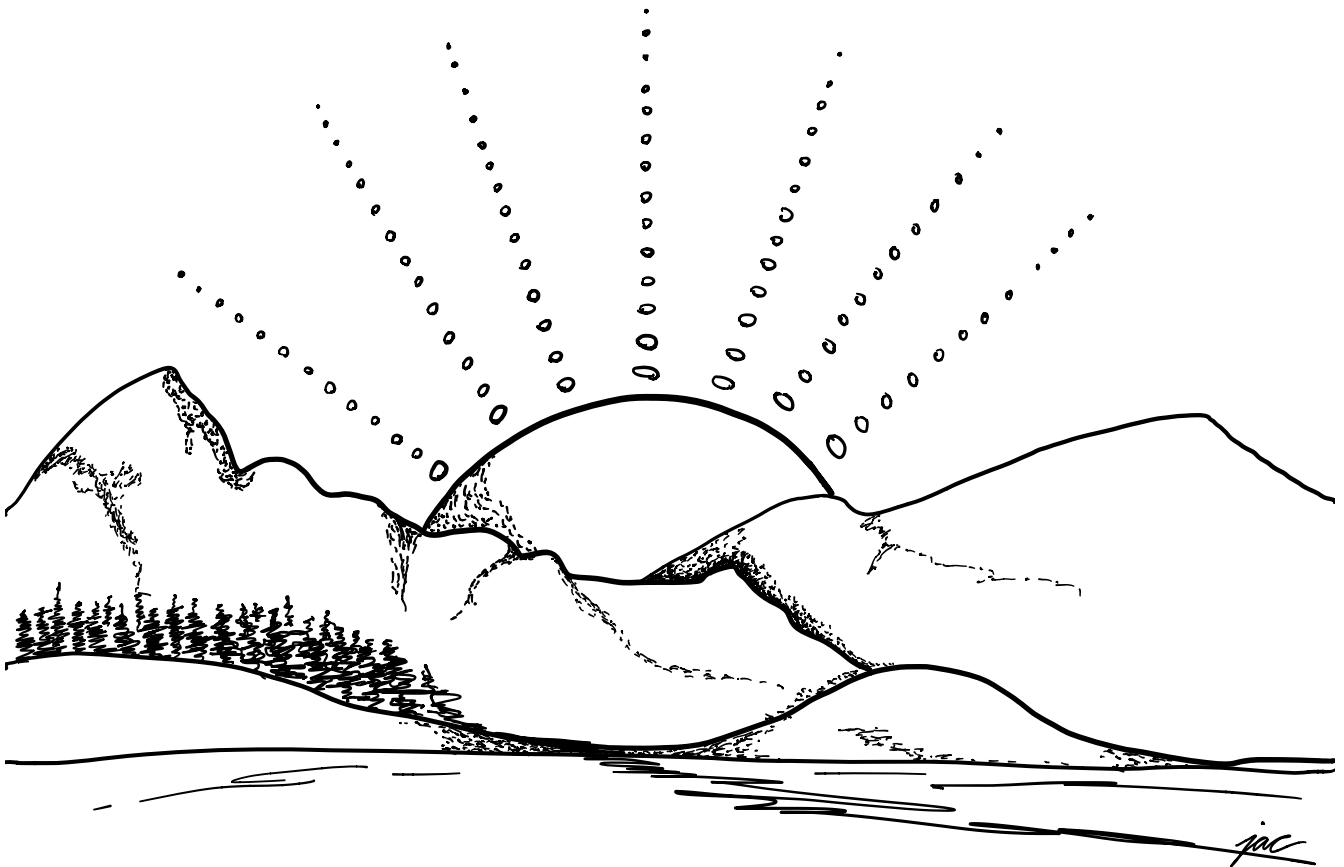
■ Activity

Activity

Wonder bags.

Materials needed: flowers, seeds, feathers, pine cones, any object from the natural world, small paper bags, magnifying glasses

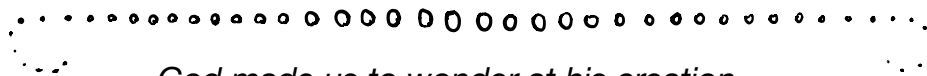
Directions: Fill bags with objects from the natural world, one object per bag. Have students guess what is in each bag. After every child has had an opportunity to guess, take each object out and notice different qualities about each object. For older students, bring magnifying glasses so that the children can look at the objects in greater detail.



Psalm 27:4



*One thing have I asked of the Lord, that will I seek after:
that I may dwell in the house of the Lord all the days of my
life, to gaze upon the beauty of the Lord and to inquire in
his temple.*



God made us to wonder at his creation.

Memory Verse - Wonder

Psalms 27:4a

One thing I have asked of the Lord, that will I seek after: that I may dwell in the house of the Lord all the days of my life



Memory Verse - Wonder

Psalms 27:4a

One thing I have asked of the Lord, that will I seek after: that I may dwell in the house of the Lord all the days of my life



Memory Verse - Wonder

Psalms 27:4a

One thing I have asked of the Lord, that will I seek after: that I may dwell in the house of the Lord all the days of my life



Memory Verse - Wonder

Psalms 27:4a

One thing I have asked of the Lord, that will I seek after: that I may dwell in the house of the Lord all the days of my life



Memory Verse - Wonder

Psalms 27:4a

One thing I have asked of the Lord, that will I seek after: that I may dwell in the house of the Lord all the days of my life



Memory Verse - Wonder

Psalms 27:4a

One thing I have asked of the Lord, that will I seek after: that I may dwell in the house of the Lord all the days of my life



Memory Verse - Wonder

Psalms 27:4a

One thing I have asked of the Lord, that will I seek after: that I may dwell in the house of the Lord all the days of my life



Memory Verse - Wonder

Psalms 27:4a

One thing I have asked of the Lord, that will I seek after: that I may dwell in the house of the Lord all the days of my life



Memory Verse - Wonder

Psalms 27:4a

One thing I have asked of the Lord, that will I seek after: that I may dwell in the house of the Lord all the days of my life





God Made Us to Wonder at His Love

K4-K5

14-WEEK Series



Passage

Mark 14:1-9



Principle

God gave us His most priceless gift when He gave us His son Jesus, we can wonder at God's extravagant gift.

Room Preparation

Introduction

Bible Reading:
Rom. 5:8

Bible Reading:
Mary anoints
Jesus

Review
Memory Verse

Activity

Room Preparation


TEACHER'S NOTE: Today's lesson is about the woman who anointed Jesus before his death. Jesus called her act of sacrifice beautiful. We can wonder at the woman's love for Christ, but even more, we can wonder at God's love for us, that He would give himself for us while we were yet sinners. Prepare a large jar of cotton balls dipped in a strong smelling oil or perfume. When you are telling the story of the woman who anointed Jesus, open the Jar and pour the cotton balls out, allow the children to experience the overwhelming scent of the oil or perfume. (from Kara Jenkins, Preschool Bible lesson: Anointing of Jesus, <http://ministry-to-children.com/anointing-of-jesus-lesson/>)

Introduction

Prompt: What is your most favorite possession?

Do you own something that is special to you?

Would you give it to someone to express your love? Would you give it to someone who had just been mean to you?



Week 12 of 14



God Made Us to Wonder at His Love

Room Preparation

Introduction

Bible Reading:
Rom. 5:8

Bible Reading:
Mary anoints
Jesus

Review
Memory Verse

Activity

Bible Reading

Romans 5:8

but God shows his love for us in that while we were still sinners, Christ died for us.

Prompt: *What does this passage show us about God? That He loves us very much.*

God demonstrated his love for us while we were still sinners. That would be like giving your most precious possession to someone who had just spit in your face or kicked you. **Would you be that loving?** Let's look up a passage that shows us someone else that gave her most precious gift to Jesus.

Bible Reading

Mary anoints Jesus (Mark 14:1-9)

Jesus was in Bethany. The Jewish people were almost ready to celebrate a big Jewish feast (the feast of Passover, the Feast of Unleavened bread). Many people were in the city, and the Religious leaders were looking for a way to take Jesus and kill him, but they couldn't because of all of the big crowds that surrounded Jesus.

While Jesus was eating at Simon the leper's house, he was reclining (sitting at a low table.) A woman came in and broke a bottle of nard, and poured it over Jesus' head. The nard was a very expensive ointment that was used in burial. The woman, Mary, had probably saved her entire life to be able to buy that one jar. And here she had broken it and poured it on Jesus' head.

The people around Jesus began to mutter that she should not have wasted the ointment, that she should have sold the ointment and given the proceeds to the poor. They started scolding Mary. Then Jesus said "Leave her alone. Why do you trouble her? She has done a beautiful thing to me."

continued »



Week 12 of 14



God Made Us to Wonder at His Love

Room Preparation

Introduction

Bible Reading:
Rom. 5:8

Bible Reading:
Mary anoints Jesus

Review
Memory Verse

Activity

Bible Reading (continued) Mary anoints Jesus (Mark 14:1-9)

Prompt: What did the woman do for Jesus? She broke a bottle of expensive ointment on Jesus' head.

What was the reaction of those around her? They scolded her and said that she had chosen poorly, she should have sold it and given the money to the poor.

Mary showed her wonder and gratitude for Christ's love for her by giving all she had. **Why do you think Jesus called what she did beautiful?**

How do you show your wonder and gratitude to God for His gift of love for you?

Here is a way we can show our wonder at God's incredible gift.

1 John 3:16 says "By this we know love, that he laid down his life for us, and we ought to lay down our lives for the brothers." **Do you think God was just saying that we should be willing to die for our own brothers and sisters?** No, he is telling us to serve the people around us, especially our brothers and sisters in Christ (the concept of brothers and sisters in Christ will be explored in our lesson about Church). Just as Jesus gave his life for us, we ought to lay down our lives for one another. Taking time to wonder at God's great love for us causes us to show great love to others.

How can you show God's Great Love for others? Allow answers from each student. Here are some ideas: be kind to someone who is new to class, love your brother or your sister, help your parents, tell others about God's great love.



Week 12 of 14



God Made Us to Wonder at His Love

Room Preparation

Introduction

Bible Reading:
Rom. 5:8

Bible Reading:
Mary anoints
Jesus

Review
Memory Verse

Activity

Review Memory Verse

Psalm 27:4 (with hand motions)

One thing (number one sign)

have I asked of the Lord, (hands open)

that I will seek after: (hand to forehead over eyebrows as if searching)

that I (point to self)

may dwell in the house (fingers put together making a tent with hands)

of the Lord (point up)

all the days of my life, (with one hand make a circular motion away from front of chest)

We serve a great God. He showed his great love for us by dying for our sin. We can wonder at his generosity in sending Jesus, and wonder at his way of salvation.

Activity

When we think of the woman and her beautiful act of pouring ointment on Christ's head, it should cause us to wonder at God's love for us.

Materials needed: baby food jars (one per student), tissue paper, paint brushes, baby oil, cotton balls, baby wipes for clean up

Jars of ointment. *Pass out the jars, tissue paper, and paint brushes. Put some glue in little bowls. Allow them to paint their jars with glue and stick on tissue paper until it is completely covered, with the exception of the lid. They can probably manage to rip up the tissue paper in small pieces by themselves. Pass out little bowls of baby oil. Allow them to dip their cotton balls in the baby oil (carefully) and place them in their jar. (from Kara Jenkins, <http://ministry-to-children.com/anointing-of-jesus-lesson/>)*



The Church is Family Living God's Purposes

K4-K5

14-WEEK Series



Passage

Matthew 6:5-13



Principle

The Lord's prayer reminds us of what the church is, it is God's family living God's Purposes

Vocabulary

Activity

Bible Reading:

The Lord's Prayer, pt. 1

Bible Reading:

Matt. 7:9-11

Bible Reading:

The Lord's Prayer, pt. 2

Review

Memory Verse

Activity

Vocabulary

We have learned a lot about how God has created us: God makes us to love Him and each other, He has given us our families to learn about that love. We have learned that God makes each of us unique with talents and abilities that are used to share God's love for others. God also made a beautiful world for us to wonder at and think about.

Hallowed: to honor as holy, greatly revered and respected.

Oikonomia (Oy-kon-om-ee'-ah): House management or stewardship; how our spheres of life - Family, Church, personal relationships - fit into God's economy for the world.

Holy: exalted or worthy of complete devotion as one perfect in goodness and righteousness.

Prompt: Show extras video Episode 7 Module 3: The Lord's Prayer

When you think of family, do you think of your brothers and sisters? How many people are in your family? Allow kids to answer.

Do you think of the people at church as your family?



Week 13 of 14

The Church is Family Living God's Purposes

Vocabulary

Activity

Bible Reading:
The Lord's Prayer, pt. 1

Bible Reading:
Matt. 7:9-11

Bible Reading:
The Lord's Prayer, pt. 2

Review Memory Verse

Activity

Activity

The Lord's Prayer gives us a picture of the church. The church is family living God's purposes. All of these people in your class are your brothers and sisters, including your teacher. It is the people that worship God that make up his Church.

Be the Church. *Have students stand in a square with their arms over their heads shaped like a roof. The students should be encouraged to make their bodies into windows and doors. As they are enjoying "being the church" remind them that the church is God's family living God's purposes (remember to let them laugh and enjoy this time).*

Bible Reading

The Lord's Prayer (Matthew 6:5-13) - part 1

Matthew 6:5-13 contains the Lord's Prayer. It shows us a lot about the God's purpose for his people, the church.

Matthew 6:5-13 (with hand motions and talking points)

Our Father in heaven (Have Students point towards heaven with their hands.)

God is our heavenly Father. Any person who has put their faith in Christ has God as their "daddy". We know we can trust God to be a good father.

hallowed be your name (have students do ASL sign for "holy" slide first 2 fingers of right hand out across open palm of left hand)

We know God is holy, and we should hallow or respect his name.

Your kingdom come (ASL sign for "come" begin by pointing up and then down to a spot in front of you – as if saying "get over here now!")

We want God's kingdom here on earth, we want others to know God and obey him.



Week 13 of 14



The Church is Family Living God's Purposes

Vocabulary

Activity

Bible Reading:
The Lord's Prayer, pt. 1

Bible Reading:
Matt. 7:9-11

Bible Reading:
The Lord's Prayer, pt. 2

Review
Memory Verse

Activity

Bible Reading (continued)

The Lord's Prayer (Matthew 6:5-13) - part 1

thy will be done on earth as it is in Heaven. (point down to "earth" and then up to heaven.)

We want what God wants for the World. We want His oikonomia for the world.

Give us this day our daily bread

What do you think "our daily bread" is? Allow answers.

Do you think that is something that a Dad would provide? Jesus taught his disciples about what a good father is.

Bible Reading

Matthew 7:9-11

Or which one of you, if his son asks him for bread, will give him a stone? Or if he asks for a fish, will give him a serpent? If you then, who are evil, know how to give good gifts to your children, how much more will your Father who is in heaven give good things to those who ask him!

*Play the game **Giving Good Things** to illustrate the truth that God gives good gifts to his children.*

Materials needed: good gifts (snacks, lovely jewelry, special photographs, bread) and bad gifts (a rock, plastic snake, plastic bug).

Have the children ask you to give them one of the good gifts. When they ask, give them one of the bad gifts. Next have them ask for one of the bad gifts, instead give something good. God is a good father, he would not give us bad things when we asked for good, He cares for us and gives even better than we could.

We trust that God provides for us. Just as an earthly father is supposed to care for his children, our Heavenly Father wants to take care of us.



Week 13 of 14

The Church is Family Living God's Purposes

Vocabulary

Activity

Bible Reading:
The Lord's Prayer, pt. 1

Bible Reading:
Matt. 7:9-11

Bible Reading:
The Lord's Prayer, pt. 2

Review
Memory Verse

Activity

Bible Reading

The Lord's Prayer (Matthew 6:5-13) - part 2

And forgive us our debts, as we also have forgiven our debtors.
We trust that God forgives our sins and helps us forgive others.

And lead us not into temptation, but deliver us from evil.
Since we are exiles (our real home is in heaven) here on earth, we will face trials, hard things, painful things. But Jesus reminds us that God is with us and we can lean on Him for help.

God has provided us with a church family to do His Kingdom work on earth. This is part of His Oikonomia for those who know Jesus.

Review Memory Verse

Revelation 21:3-4 *And I heard a loud voice from the throne saying, "Behold, the dwelling place of God is with man. He will dwell with them, and they will be his people, and God himself will be with them as their God."*

Revelation 21:3-4 (with hand motions)

And I heard a loud voice from the throne saying, (hands behind ears as if listening)

"Behold, the dwelling place of God is with man. (point to heaven for God, and to earth for man)

He will dwell with them, and they will be his people, and God himself will be with them as their God." (form hands into a tent)

Prompt: How can we show the world what it looks like to be a family in the Church? Answers could include: help each other, be kind to others that are visiting church for the first time, encourage each other during the week, get along in class.

What can we do this week to encourage our brothers and sisters?



Week 13 of 14



The Church is Family Living God's Purposes

Vocabulary

Activity

Bible Reading:
The Lord's
Prayer, pt. 1

Bible Reading:
Matt. 7:9-11

Bible Reading:
The Lord's
Prayer, pt. 2

Review
Memory Verse

■ Activity


Activity

Materials needed: notebook paper or blank pages to draw pictures.

Write letters to people in the church. Children should write letters to (or draw pictures for) fellow "brothers and sisters" in the church. Remember, all who are involved in the church are a part of the body, not just those who are ministering.



Prolepsis- the representation or assumption of a future act or development as if presently existing or accomplished. We can safely say this is a bean plant although it is really only a bean sprout. Just as we can say this is a bean plant, we can also see God's coming kingdom now, and live it out in the world around us. His kingdom, not yet, now.



Memory Verse - Church

Revelation 21:3

And I heard a loud voice from the throne saying, "Behold, the dwelling place of God is with man. He will dwell with them, and they will be his people, and God himself will be with them as their God."



Memory Verse - Church

Revelation 21:3

And I heard a loud voice from the throne saying, "Behold, the dwelling place of God is with man. He will dwell with them, and they will be his people, and God himself will be with them as their God."



Memory Verse - Church

Revelation 21:3

And I heard a loud voice from the throne saying, "Behold, the dwelling place of God is with man. He will dwell with them, and they will be his people, and God himself will be with them as their God."



Memory Verse - Church

Revelation 21:3

And I heard a loud voice from the throne saying, "Behold, the dwelling place of God is with man. He will dwell with them, and they will be his people, and God himself will be with them as their God."



Memory Verse - Church

Revelation 21:3

And I heard a loud voice from the throne saying, "Behold, the dwelling place of God is with man. He will dwell with them, and they will be his people, and God himself will be with them as their God."



Memory Verse - Church

Revelation 21:3

And I heard a loud voice from the throne saying, "Behold, the dwelling place of God is with man. He will dwell with them, and they will be his people, and God himself will be with them as their God."



Memory Verse - Church

Revelation 21:3

And I heard a loud voice from the throne saying, "Behold, the dwelling place of God is with man. He will dwell with them, and they will be his people, and God himself will be with them as their God."



Memory Verse - Church

Revelation 21:3

And I heard a loud voice from the throne saying, "Behold, the dwelling place of God is with man. He will dwell with them, and they will be his people, and God himself will be with them as their God."



Memory Verse - Church

Revelation 21:3

And I heard a loud voice from the throne saying, "Behold, the dwelling place of God is with man. He will dwell with them, and they will be his people, and God himself will be with them as their God."





The Church is the People of God Living the Kingdom Now

K4-K5

14-WEEK Series



Passage

Revelation 21:1-5



Principle

As God's people, we are living the memory of Christ (anamnesis) and the "not yet now" (prolepsis). Though we know the ending to God's story, we exist to help us to live God's kingdom here on earth.

Vocabulary

Activity

Bible Reading:
Rev. 21:3-5

Review
Memory Verse

Activity

Vocabulary


So far we have learned that we are exiles in this world, that our true home is with God in heaven. But God hasn't left us here on earth to just "scrape by" on our own. God gave us families, his commands and order, love, and wonder. He also gives us the church on earth to help us live God's Kingdom here on earth.

Prompt: Today we are going to be talking about some odd words. We will learn them so we can go home and tell them to our Parents. Are you ready?

Anamnesis (an-am-nee-sis): remembering or recalling to mind God's saving deeds

Prolepsis (pro-lep-sis): the representation or assumption of a future act or development as if presently existing or accomplished

What do you think about those big words?



Week 14 of 14



The Church is the People of God Living the Kingdom Now

Vocabulary

Activity

Bible Reading:
Rev. 21:3-5

Review
Memory Verse

Activity

Vocabulary (continued)

Prompt: Watch "Anamnesis and Prolepsis" on the FLOW Extras disk, Episode 7, Module 2

The present is the yet to be,
Unwrapped and Gifted mystery,
Of future days that all can see unfolding in the now.
What in the future, by and by
Is present now will testify
Amen, I say the Groom is nigh
And coming not yet now, not yet now.

What do you think about that song?

It is like a book: If I began a book and only read to page two, would you know the end of the story? How about the middle? No, but we know the book has a middle and an end. The book has a past, present, and future. What has happened until page two, you know. What is happening in the present you are learning. What is happening in the future, this is mysterious. But the whole story is available to you right now!

This is Prolepsis: the not yet now!

Activity

Read a book. Start at the beginning, but only read to page 2, then stop. Do you want to know the end? Yes! We know the ending of the story is in the book right now...we just don't know it, not yet. That is **Prolepsis**

Prompt: Do you have a book that you can read over and over? Do you have a movie you can watch again and again? Why do you enjoy entering into a story if you already know the end? Allow students to answer.

continued »



Week 14 of 14



The Church is the People of God Living the Kingdom Now

Vocabulary

Activity

Bible Reading:
Rev. 21:3-5

Review
Memory Verse

Activity

Activity (continued)

Last week we learned about what the Church is. The Lord's Prayer shows us that the Church is family living God's purposes. We pray to "Our Father in Heaven" and pray that His kingdom will come. We look into the future and want Jesus to be King and return to earth and make everything right. But at the same time, we are praying to live right now as if the Kingdom were here - right now. We want to serve, and love, and give like Jesus did so that others will get a peek at Jesus' kingdom. **This is another definition of Church: The Church is the people of God living the kingdom now.**

Would you like me to read the end of the book I just read? Read the end of the book. John, Jesus' disciple, had a vision (wide-awake dream) of Jesus' future kingdom, and the end of the story of the Bible, where God restores all things to himself. He got to see the end of the story.

Bible Reading

Revelation 21:3-5

And I heard a loud voice from the throne saying, 'Behold, the dwelling place of God is with man. He will dwell with them, and they will be his people, and God himself will be with them as their God. He will wipe away every tear from their eyes, and death shall be no more, neither shall there be mourning, nor crying, nor pain anymore, for the former things have passed away.' And he who was seated on the throne said, "Behold, I am making all things new." Also he said "Write this down for these words are trustworthy and true."

Dwell: to remain for a time, to live as a resident

Abide: to continue in a place

Tell me about a time that made you cry. Allow students to answer. Have you ever had a time when you were in pain? Allow students to



Week 14 of 14



The Church is the People of God Living the Kingdom Now

Vocabulary

Activity

Bible Reading:
Rev. 21:3-5

Review
Memory Verse

Activity

Bible Reading (continued)

Revelation 21:3-5

answer. In God's kingdom there will be no crying or pain. But best of all, GOD will abide (live) with us! God lived with us two times before:

1. In the beginning...yes, way back at the beginning of the world. God lived in the garden with Adam and Eve. ***But then what happened? We sinned, we ate the fruit we took something that wasn't ours.*** But God promised a Savior! ***Who was that?***

2. When Jesus came to earth he was called Immanuel meaning "God with us." He came to be our Savior. He healed, and taught, and suffered and died, then he rose again and ascended into heaven, where he sits at God's right hand.

We know that God has dwelt with us in the past, and we know that ultimately God will live amongst his people again. But what about right now? We are living in God's story right now. **The Church is God's People Living in the Kingdom now.**

Review Memory Verse

Revelation 21:3-4 *And I heard a loud voice from the throne saying, "Behold, the dwelling place of God is with man. He will dwell with them, and they will be his people, and God himself will be with them as their God."*

Revelation 21:3-4 (with hand motions)

And I heard a loud voice from the throne saying, (hands behind ears as if listening)

"Behold, the dwelling place of God is with man. (hands like a tent)



Week 14 of 14



The Church is the People of God Living the Kingdom Now

Vocabulary

Activity

Bible Reading:
Rev. 21:3-5

Review
Memory Verse

Activity

Review Memory Verse (cont'd)

He will dwell with them, and they will be his people (start with hands far apart and bring them together as in prayer)

and God himself will be with them as their God." (point to the sky)

Activity

Focus on the concept of living in God's Kingdom now.

Prolepsis Plant

Materials needed: Solo or Styrofoam cups (one for each child), Potting Soil, Bean seeds, Water, picture book to read

An acorn is an acorn but contains all of the things needed to become an oak tree. The acorn is an oak tree already in potentiality, but not yet in reality. Just the same way, we are living God's kingdom already, but not yet. Today we are going to plant a bean plant.

Hold up a seed.

This is a bean plant, it contains all of the necessary things to become a bean plant, but it is also not yet a bean plant. Let's put it in these containers with some soil, and water them, we will then have a bean plant. We will call it our Prolepsis Plant.



God Made Us to Bless the World



Passage

Jeremiah 29:4-14

Principle

God told the Israelites to be a blessing during their exile, in that same way, we can be blessings to others here on earth even though our home is in heaven.

Activity

Vocabulary

Memory Verse

Bible Reading:
The Story of Daniel

Bible Reading:
Jer. 29:4-7

Bible Reading:
Jer. 29:11 and
Jer. 32:37-38

Bible Reading:
Philp. 3:20

**Review
Memory Verse**

**Prayer
Requests**

Activity

With permission, take your students on a journey, take them quietly through the church and away from the classroom, if possible, do part of the lesson "In exile." Once the students learn, what an exile is, you could return to your class, or do your whole lesson "in exile."

Vocabulary

Oikonomia (Oy-kon-om-ee'-ah): House management or stewardship; how our spheres of life - Family, Church, personal relationships - fit into God's economy for the world.

Welfare: the health, happiness, and fortunes of a person or group



Week 1 of 14

God Made Us to Bless the World

Activity

Vocabulary

Activity

Memory Verse

Bible Reading:
The Story of Daniel

Bible Reading:
Jer. 29:4-7

Bible Reading:
Jer. 29:11 and Jer. 32:37-38

Review
Memory Verse

Prayer
Requests

Activity

Prompt: Watch Evan on the extras disk Episode 1 Module1 “The Letter”

The Israelites were God’s special people who worshiped only Him as the One, True God. Evil kings led the nation of Israel away from God. As a result, Israel was invaded by enemy nations and Jerusalem was destroyed. It was a very sad time for the Israelites. They lost their homes. They lost their Temple. They had to leave their own country and travel far away to live in Babylon. They were in exile. But the prophet Jeremiah encouraged the Israelites:

Memory Verse

Jeremiah 29:7 *But seek the welfare of the city where I have sent you into exile, and pray to the Lord on its behalf, for in its welfare, you will find your welfare.*

Prompt: *Have you ever moved to a new place? Or have you ever had to go someplace new, where you didn’t know anyone? How did you feel?*

This week we will be talking about the Israelites, when they were taken captive and were exiles in Babylon.

What is an exile? A person forced to leave their country and made to live in another country.

For this next section of Bible Readings, have the kids look up the verses on their own. They will love the freedom to explore; remember to be patient.



Week 1 of 14

God Made Us to Bless the World

Activity

Vocabulary

Activity

Memory Verse

Bible Reading:
The Story of Daniel

Bible Reading:
Jer. 29:4-7

Bible Reading:
Jer. 29:11 and
Jer. 32:37-38

Review
Memory Verse

Prayer
Requests

Bible Reading The Story of Daniel

King Nebuchadnezzar took many young men who were wise, good looking, and had courtly manners and brought them to his palace (Daniel 1:4-7).

What were some of the names of the exiles? Daniel, Hananiah, Mishael, and Azariah – their Hebrew names, or Belteshazzar, Shadrach, Meshach and Abednego – their Babylonian names. **How would you have felt in this situation, away from your home, everything you ever knew? Let the kids go around the room and answer. Would you have been afraid? Would you be angry at being taken away from your home and family, and given new names? How would your spend your time?** Daniel, Shadrach, Meshach and Abednego showed the Babylonians that though they could not take part in everything that Babylon had to offer, they would do their best to serve the king. God gave the four men wisdom and understanding, and they served Nebuchadnezzar. They sought the welfare of their new city.

How did God expect the Israelites to behave in Exile? What was his Oikonomia for living in a foreign country?

Bible Reading Jeremiah 29:4-7

Thus says the Lord of hosts, the God of Israel to all the exiles whom I have sent into exile from Jerusalem to Babylon: Build houses and live in them; plant gardens and eat their produce. Take wives and have sons and daughters; take wives for your sons, and give your daughters in marriage, that they may bear sons and daughters; multiply there and do not decrease. But seek the welfare of the city where I have sent you into exile, and pray to the Lord on its behalf, for in its welfare you will find your welfare.



Week 1 of 14

God Made Us to Bless the World

Activity

Vocabulary

Activity

Memory Verse

Bible Reading:
The Story of Daniel

Bible Reading:
Jer. 29:4-7

Bible Reading:
Jer. 29:11 and Jer. 32:37-38

Review
Memory Verse

Prayer
Requests

Bible Reading (continued)

Jeremiah 29:4-7

God wanted the Israelites to build houses, get married, have children, and seek the welfare of the city.

The Israelites would not be exiles forever, but God had a job for them even when they were in exile.

Bible Reading

Jeremiah 29:11 and Jeremiah 32:37-38

Jeremiah 29:11 *For I know the plans I have for you declares the LORD, plans for welfare and not for evil, to give you a future and a hope.*

Jeremiah 32:37-38 *Behold I will gather them from all the countries to which I drove them in my anger and my wrath and in great indignation. I will bring them back to this place, and I will make them dwell in safety. And they shall be my people and I will be their God.*

What do you think about being called an exile? Remember what being an exile means: to be forced to leave your country and be made to live in another country. **Why is a follower of Jesus also an exile?**

Have the kids look-up **Philippians 3:20** *But our citizenship is in heaven and from it we await a Savior the Lord Jesus Christ.*

Heaven is the country where we belong and where we will join Jesus one day. That makes us exiles living here on earth. **What does God want us to do with our lives until we go to Heaven?** Does he want us to wait around? Stay in bed? Plant a garden?...



Week 1 of 14



God Made Us to Bless the World

Activity

Vocabulary

Activity

Memory Verse

Bible Reading:
The Story of Daniel

Bible Reading:
Jer. 29:4-7

Bible Reading:
Jer. 29:11 and Jer. 32:37-38

Review Memory Verse

Prayer Requests

Review Memory Verse

Jeremiah 29:7 (with hand motions)

But seek the welfare of the city where I have sent you into exile...
(ASL sign for “seek,” one hand next to eyes as if holding a pair of binoculars, bring hand around face)

and pray to the Lord on its behalf
(hands folded as if in prayer)

for in its welfare, you will find your welfare
(ASL sign for “good,” right hand palm toward mouth bring forward and down to left hand palm facing upward)

God made us to bless the world!

Prompt: What does seeking the welfare of the city mean?

How do we seek the welfare of the city? Some ideas: we can seek the welfare of our city through our families, our work, our creative service, our hospitality, the wisdom that comes from God and the wonder of the world. We can also be part of God’s Oikonomia for the world, seeking the welfare of our city through His church. We come to church to learn God’s word and seek together to obey it. Talk with your parents about how you can seek the welfare of your city.


Prayer Requests

One way that we care for each other in our church community is that we pray for one another. Remember to pray for the welfare of your city.

TEACHER’S NOTE: Have a notebook ready to record the requests. You’ll be able to pray for kids at home and have a diary of the years’ prayer requests.



I am praying for the welfare of my city.



My city is _____.



Oikonomia- House management or stewardship, how our spheres of life, family, church, government, and personal relationships fit into God's economy.

Memory Verse - Exile

Jeremiah 29:7

But seek the welfare of the city where I have sent you into exile, and pray to the Lord on its behalf, for in its welfare, you will find your welfare.



Memory Verse - Exile

Jeremiah 29:7

But seek the welfare of the city where I have sent you into exile, and pray to the Lord on its behalf, for in its welfare, you will find your welfare.



Memory Verse - Exile

Jeremiah 29:7

But seek the welfare of the city where I have sent you into exile, and pray to the Lord on its behalf, for in its welfare, you will find your welfare.



Memory Verse - Exile

Jeremiah 29:7

But seek the welfare of the city where I have sent you into exile, and pray to the Lord on its behalf, for in its welfare, you will find your welfare.



Memory Verse - Exile

Jeremiah 29:7

But seek the welfare of the city where I have sent you into exile, and pray to the Lord on its behalf, for in its welfare, you will find your welfare.



Memory Verse - Exile

Jeremiah 29:7

But seek the welfare of the city where I have sent you into exile, and pray to the Lord on its behalf, for in its welfare, you will find your welfare.



Memory Verse - Exile

Jeremiah 29:7

But seek the welfare of the city where I have sent you into exile, and pray to the Lord on its behalf, for in its welfare, you will find your welfare.



Memory Verse - Exile

Jeremiah 29:7

But seek the welfare of the city where I have sent you into exile, and pray to the Lord on its behalf, for in its welfare, you will find your welfare.



Memory Verse - Exile

Jeremiah 29:7

But seek the welfare of the city where I have sent you into exile, and pray to the Lord on its behalf, for in its welfare, you will find your welfare.





We are Made to be Gift Givers



Passage

Genesis 1, James 1:17



Principle

God gave us creation and salvation as a gift, because we are made in the image of God we are made to be gift givers.

Activity

Memory Verse

Bible Reading:
James 1:17

Bible Reading:
The Creation Story

Bible Reading:
Rom. 3:23

Bible Reading:
Rom. 3:24

Review
Memory Verse

Activity

Activity

Prompt: Have students watch Evan on "All Is Gift" in extras, episode 1 session 2.

Memory Verse

Ephesians 2:10 *For we are his workmanship, created in Christ Jesus for good works, which God prepared beforehand, that we should walk in them.*

Prompt: What is the best gift you have ever received?

What is the best gift you have ever been given?

Bible Reading

James 1:17

Every good gift and every perfect gift is from above, coming down from the Father of lights, with whom there is no variation or shadow due to change.

All of our good gifts come from God. Our first Gift from God is Creation. Did we do anything to help God create the world? No it is a GIFT!



Week 2^{of} 14

We are Made to be Gift Givers

Activity

Memory Verse

Bible Reading:
James 1:17

Bible Reading:
The Creation Story

Bible Reading:
Rom. 3:23

Bible Reading:
Rom. 3:24

Review
Memory Verse

Activity

Bible Reading

The Creation Story (Genesis 1)

Read Genesis 1:3-5. God created light - GIFT!

Read Genesis 1:6-8. God divided the waters - GIFT!

Read Genesis 1:9-13. God created the dry land and plants - GIFT!

Read Genesis 1:14-19. God created the sun moon and stars - GIFT!

Read Genesis 1:20-23. God created birds and fish - GIFT!

Read Genesis 1:24-31. God created animals and man - GIFT! God created man and woman in his own image, and they a relationship with him - GIFT! God created the Garden of Eden - GIFT!

God gave them every tree in the garden to eat from, except one. ***What was the one thing in the garden that wasn't a gift? The fruit from the Tree of the Knowledge of Good and Evil***

We took it anyway! We took something that wasn't a gift. So our sin removed us from God, and sin and death infected all of creation.

Bible Reading

Romans 3:23

For all have sinned and fall short of the glory of God.

And now we were stuck.

We had been given everything as a gift! And now there was only sin and death. And still God had a plan to give. He promised Adam and Eve that someday, God would send a Savior, who would take away the punishment and guilt of sin.



Week 2^{of} 14

We are Made to be Gift Givers

Activity

Memory Verse

Bible Reading:
James 1:17

Bible Reading:
The Creation
Story

Bible Reading:
Rom. 3:23

Bible Reading:
Rom. 3:24

Review
Memory Verse

Activity

Bible Reading

Romans 3:24

...and are justified by his grace as a gift, through the redemption that is in Christ Jesus.

God gave himself as a gift! He sent Jesus. Jesus lived and did many signs and wonders, and then he died, he died to sacrifice himself for everyone so we could be restored to a relationship with God. He was raised again, and now is in heaven waiting for all of those who trust in Him. Christ was the greatest gift!

God is a wonderful gift giver, He gives good and perfect gifts.

Prompt: Let's talk about this morning, just as you got ready for church....Did you receive any gifts? More than likely everyone will answer no. You probably didn't, but let's look more closely:

- Did you give yourself air to breathe? You didn't? Then it is a gift.
- Did you work and pay for the clothes you are wearing? No? Then your clothing is a gift.
- Did you grow the food that you ate this morning for breakfast? Did you create the things we eat for food? No? Then it is a gift.
- Did you create your friends, and your teacher, so that we could have class today? No? Then you have received a gift!

Let's see if we can name any more gifts that we have received this morning, and that we continue to receive, even though we haven't earned them. Examples would be the sun, moon, and stars, the seasons, morning and evening, the wildlife, gifts that the creativity of others gave, architecture, builders, artists, etc.

God made us to be gift givers too! Because we are made in God's image, we are gift givers, just like He is.

What types of gifts can we give the world? Teachers, we are talking here about our good works that we can give the world, not necessarily Spiritual Gifts.



Week 2^{of} 14

We are Made to be Gift Givers

Activity

Memory Verse

Bible Reading:
James 1:17

Bible Reading:
The Creation
Story

Bible Reading:
Rom. 3:23

Bible Reading:
Rom. 3:24

Review
Memory Verse

Activity

Review Memory Verse

Ephesians 2:10 (with hand motions)

For we are his workmanship, (ASL sign for make, put fists on top of one another, twist both fists)

created in Christ Jesus for good works, (ASL sign for Jesus, touch the tip of the middle finger into the palm of the other open hand, do the same to the second hand)

which God prepared beforehand, that we should walk in them. (ASL sign for walk, place hands in front of you palms down, and move up and down as if your hands are walking)

Practice: We can be a gift to each other. What are some good works you can do this next week for those around you, your parents, siblings and classmates?

Activity

Giving Good Gifts to show that God has created them for good works.

Materials needed: Good work cards, Bad actions cards, holiday bows

Directions: In a box or paper bag write actions on index cards. Some of these actions will be positive and some will be negative. The students will take an action from the box "Obeying at home", and decide if it is a good gift or not. If it is a good gift, the student will put a bow on it, and be able to take it home and work on it. In this case the child would put a bow on the gift. Some ideas for good gifts would be as follows: Sharing my toys, reading a book to my sister, doing my chores without complaining, being kind to someone in my class, writing my grandpa a letter, picking up my things without being told, using kind words, using a soft voice when I am angry, not complaining about screen time. For bad works, make them general such as kicking, screaming, fighting, complaining, being sloppy with my work, pouting, etc.



God Blesses Families to be a Blessing



Passage

Jeremiah 29:4-14

Principle

God told the Israelites to be a blessing during their exile, in that same way, we can be blessings to others here on earth even though our home is in heaven.

Memory Verse

Vocabulary

Activity

Bible Reading:
Gen. 12:1-3

Bible Reading:
Gen. 12:4-6

Bible Reading:
Gen. 17:7

Bible Reading:
Deut. 6:6-7

Review
Memory Verse

Praise

Memory Verse

Mark 12:30-31 *And you shall love the Lord your God with all your heart and with all your soul, and with all your mind and with all your strength. The second is this: You shall love your neighbor as yourself. There is no other commandment greater than these.*

Vocabulary

Covenant: a formal and serious agreement or promise

Offspring: a person's child

Generations: a group of people born and living during the same time (in this case it is throughout their generations, any generations to follow).

Prompt: *Watch the Team Z video from Extras disc, Episode 2, Module 2*

Does the Z family think they are special? No, they are just a regular family that made it their task to bless each other, and the people around them.

Today we are going to study another family that God blessed so they could bless others. We will be studying Abram.



Week 3 of 14

God Blesses Families to be a Blessing

Memory Verse

Vocabulary

Activity

Bible Reading:
Gen. 12:1-3

Bible Reading:
Gen. 12:4-6

Bible Reading:
Gen. 17:7

Bible Reading:
Deut. 6:6-7

Review
Memory Verse

Praise

Activity (optional)

Obey and Be Blessed.

Materials needed: "treasure": snacks, small toys, erasers, etc.

Directions: Before class, hide a treasure (snack, small toy, erasers, etc.) somewhere in the room. Write down or think of directions to give the class so that they are following your directions to get to the treasure. DO NOT TELL THEM THERE IS A PRIZE WAITING FOR THEM.

Simply have them follow your directions and lead them verbally to the prize. Example: Go to the far end of the room, now crawl back to the whiteboard, hold hands and skip around the table, now come back to me and look in the cupboard behind me.

Just like our story today, God told Abraham to go and Abraham obeyed. Abraham was promised a blessing, and received it, and now through His family, we will see God blessed us. God blesses families to bless others.

Now let's listen to the story of Abraham:

Bible Reading

Genesis 12:1-3

Now the LORD said to Abram, "Go from your country and your kindred and your father's house to the land that I will show you. And I will make of you a great nation, and I will bless you and make your name great, so that you will be a blessing. I will bless those who bless you, and him who dishonors you I will curse, and in you all the families of the earth shall be blessed."

What did God tell Abraham to do? What did God promise Abraham would happen? God told him to leave the place he was living and follow God to a land that God would show him. God promised that Abram/Abraham would be the father of a great nation!



Week 3 of 14

God Blesses Families to be a Blessing

Memory Verse

Vocabulary

Activity

Bible Reading:
Gen. 12:1-3

Bible Reading:
Gen. 12:4-6

Bible Reading:
Gen. 17:7

Bible Reading:
Deut. 6:6-7

Review
Memory Verse

Praise

Bible Reading

Genesis 12:4-6

So Abram went, as the LORD had told him, and Lot went with him. Abram was seventy-five years old when he departed from Haran. And Abram took Sarai his wife, and Lot his brother's son, and all their possessions that they had gathered, and the people that they had acquired in Haran, and they set out to go to the land of Canaan.

Did Abram obey God? Was Abram a young man or an old man when he left Haran? Take time to illustrate to the children how old 75 is, use examples of parents and grandparents as reference points. Often children see anyone older than them as old, or really old. They need examples to see that Abraham was a grandpa age when God told him that he would make a great nation, and this meant having kids!

After Abram went to Canaan, God made a promise to Abram again!

Bible Reading

Genesis 17:7

And I will establish my covenant between me and you and your offspring after you throughout their generations for an everlasting covenant, to be God to you and your offspring after you.

Did God keep his promise to give Abraham many descendants? Yes! We remember that God Gave Abraham a son named Isaac.

God has a special love for families. His design for the family, how parents love their children and children love their parents is the first place we learn about what His love means. He desires that parents love Him and follow His commands and teach their children to love and serve Him.

Over 400 years later God commanded Abraham's great, great (many greats!) grandchildren the Israelites with these words:



Week 3^{of} 14

God Blesses Families to be a Blessing

Memory Verse

Vocabulary

Activity

Bible Reading:

Gen. 12:1-3

Bible Reading:

Gen. 12:4-6

Bible Reading:

Gen. 17:7

Bible Reading:

Deut. 6:6-7

Review

Memory Verse

Praise

Bible Reading

Deuteronomy 6:6-7

Hear, O Israel: The LORD our God, the LORD is one. You shall love the LORD your God with all your heart and with all your soul and with all your might. And these words I command you today shall be on your heart. You shall teach them diligently to your children, and shall talk of them when you sit in your house, and when you walk by the way, and when you lie down and when you rise.

Jesus Repeats these instructions to us in the New Testament:

Review Memory Verse

Mark 12: 30-31 *And you shall love the Lord your God with all your heart and with all your soul, and with all your mind and with all your strength. The second is this: You shall love your neighbor as yourself. There is no other commandment greater than these.*

How does your family help you to Love the Lord your God with all of your heart, soul and mind? Bring me to church, read the Bible, help me to understand God better, tell me about Jesus.

Can you practice the second part of the commandment at your own house? What are some ways God can use you to be a blessing to your family?

But what about that promise to Abraham? Did God keep it? Yes, he did! Through the Israelites God sent His Son Jesus, who suffered and died so that we might be saved. God did not just provide for the salvation of the Israelite people, but gave His Son for all people of the earth. God promised to bless Abraham's family to be a blessing to others (see the genealogy of Christ in Matthew 1).

What are some ways your family could be a blessing to others?



Week 3^{of} 14

God Blesses Families to be a Blessing

Memory Verse

Vocabulary

Activity

Bible Reading:

Gen. 12:1-3

Bible Reading:

Gen. 12:4-6

Bible Reading:

Gen. 17:7

Bible Reading:

Deut. 6:6-7

Review

Memory Verse

Praise

Review Memory Verse (cont'd)

Mark 12:30-31 (with hand motions)

And you shall love (cross wrists across chest)

the Lord your God (point up)

with all your heart (cross wrists across chest)

and with all your soul, (cross wrists across chest)

and with all your mind (point to your head)

and with all your strength. (make strong man arms)

The second is this: (hold up 2 fingers)


You shall love your neighbor (cross wrists across chest)

as yourself. (point to self)

There is no other commandment greater than these. (shake your finger "no")

Praise

Sing "Father Abraham"



"...and in you all the families of the earth will be blessed."
Genesis 12:3

Memory Verse - Love

Mark 12:30

And you shall love the Lord your God
with all your heart and with all your soul,
and with all your mind and with all your
strength.



Memory Verse - Love

Mark 12:30

And you shall love the Lord your God
with all your heart and with all your soul,
and with all your mind and with all your
strength.



Memory Verse - Love

Mark 12:30

And you shall love the Lord your God
with all your heart and with all your soul,
and with all your mind and with all your
strength.



Memory Verse - Love

Mark 12:30

And you shall love the Lord your God
with all your heart and with all your soul,
and with all your mind and with all your
strength.



Memory Verse - Love

Mark 12:30

And you shall love the Lord your God
with all your heart and with all your soul,
and with all your mind and with all your
strength.



Memory Verse - Love

Mark 12:30

And you shall love the Lord your God
with all your heart and with all your soul,
and with all your mind and with all your
strength.



Memory Verse - Love

Mark 12:30

And you shall love the Lord your God
with all your heart and with all your soul,
and with all your mind and with all your
strength.



Memory Verse - Love

Mark 12:30

And you shall love the Lord your God
with all your heart and with all your soul,
and with all your mind and with all your
strength.



Memory Verse - Love

Mark 12:30

And you shall love the Lord your God
with all your heart and with all your soul,
and with all your mind and with all your
strength.





God Helps Us Keep Our Promises



Passage

Book of Ruth



Principle

Because God is a promise-keeping God, we know He can help us to keep our promises.

Memory Verse

Vocabulary

Introduction

Bible Reading:
Ruth's Story

Bible Reading:
Boaz and Ruth

Bible Reading:
Boaz and Ruth
Get Married

Review
Memory Verse

Memory Verse

Mark 12:30-31 *And you shall love the Lord your God with all your heart and with all your soul, and with all your mind and with all your strength. The second is this: You shall love your neighbor as yourself. There is no other commandment greater than these.*

Vocabulary

Promise: a statement telling someone that you will definitely do something or that something will definitely happen in the future

Glean: to gather grain or other material that is left after the main crop has been gathered

Redeemer: a person who brings goodness, honor, etc., to something
again: a person who redeems (or buys back) something.

Prompt: *Do we need to keep our Promises? Why is it Important?*

What is a promise? What could someone promise that they could not possibly keep? *Turn the sun purple; give everyone a million dollars; take you to Disneyland every day.*



Week 4^{of} 14

God Helps Us Keep Our Promises

Memory Verse

Vocabulary

Introduction

Bible Reading:
Ruth's Story

Bible Reading:
Boaz and Ruth

Bible Reading:
Boaz and Ruth
Get Married

Review
Memory Verse

Vocabulary (continued)

It is easy for us not to believe those types of promises. But sometimes people make promises that they should keep, but don't really mean to keep them. ***How did you feel when someone let you down by not keeping their promise to you? Allow each student to share answers to each question.***

Introduction

Last week, we learned how God made families to show His love for the world. God chose a family, Abraham's family, to be a blessing to the world. Abraham's family became the Israelites, God's special people who worshiped the One, True God. God made a covenant, a special promise with the Israelites that He would love them forever and He would be their God. He would never leave them or forsake them. (Deuteronomy 31:8) God always keeps his promises.

God wants us to keep our promises too.

We promise to love and honor (respect) our parents. When we are older, we may promise to love another in marriage. God's design for marriage is to show how people can keep promises to one another like God keeps His promises to us.

Today we will learn about some special people in God's Word who made and kept promises to one another.



Week 4 of 14



God Helps Us Keep Our Promises

Memory Verse

Vocabulary

Introduction

Bible Reading:
Ruth's Story

Bible Reading:
Boaz and Ruth

Bible Reading:
Boaz and Ruth
Get Married

Review
Memory Verse

Bible Reading

Ruth's Story

Read Ruth 1:1-5. Let's look at what was happening in this story.

- There was a famine in Judah, so an Israelite man took his wife and two sons to a neighboring country of Moab. Elimilech was the father's name, Naomi was the mother's name, and the boys' names were Mahlon and Chilion.
- Elimilech the father dies, and the Sons marry Moabite women, the women's names are Orpah, and Ruth.
- Both of Naomi's boys die, leaving her in a foreign country with no husband, no sons, and no way to provide for herself.

How do you think Naomi felt in a strange land? Do you think she felt alone when her husband and sons died?

Read Ruth 1:6-18. Let's look at what is happening here.

- Naomi decides to leave Moab and go back to Judah, because she heard that the LORD had given his people food.
- Naomi tells her daughters in law to go back to their own houses, because she has nothing to offer them.
- Orpah goes back to her Moabite house, but Ruth stays with Naomi and makes a promise, *"Do not urge me to leave you or to return from following you, For where you go I will go, and where you lodge I will lodge. Your people shall be my people, and your God my God. Where you die I will die, and there will I be buried. May the LORD do so to me and more also if anything but death parts me from you."* (Ruth 1:16-17)
- Naomi takes Ruth with her to Judah, with no help, no husband, and no hope.



Week 4 of 14



God Helps Us Keep Our Promises

Memory Verse

Vocabulary

Introduction

Bible Reading:
Ruth's Story

Bible Reading:
Boaz and Ruth

Bible Reading:
Boaz and Ruth
Get Married

Review
Memory Verse

Bible Reading (continued)

Ruth's Story

Read Ruth 2:2-3. Because they had no way of providing for themselves, Ruth offers to glean in the fields of Boaz. Boaz was Naomi's husband's relative. Gleaning was hard work! Can you imagine going into a field after the grain was harvested, and look for any stray grains? You would have to bend over all day long! *Practice gleaning in class. Have the children tell you when they get tired. Explain that Ruth did that all day long!*

Ruth is keeping her promise. She is concerned for Naomi's welfare. Boaz notices Ruth and her hard work and asks the young man who is in charge of the reapers, who this woman is.

Bible Reading

Boaz and Ruth

Read Ruth 2:8-13. Boaz tells Ruth to continue to glean among His fields. He tells her to help herself to the same water the other reapers are using. Ruth falls to the ground and says "Why have I found favor in your eyes, that you should take notice of me, since I am a foreigner?" In this time in history, anyone from another country was looked upon with suspicion, and was thought of as unclean.

Boaz responds that it is because of Ruth's faithfulness to Naomi that she has found favor. He tells her he has heard how she has left her country and has come to the land of Judah with Naomi. Boaz desires that "The LORD repay you for what you have done, and a full reward be given you by the LORD, the God of Israel, under whose wings you have come to take refuge."



Week 4^{of} 14

God Helps Us Keep Our Promises

Memory Verse

Vocabulary

Introduction

Bible Reading:
Ruth's Story

Bible Reading:
Boaz and Ruth

Bible Reading:
Boaz and Ruth
Get Married

Review
Memory Verse

Bible Reading Boaz and Ruth Get Married

Ruth Continues to Keep Her Promise

Boaz made Ruth's life easier by telling the reapers to leave out extra grain from the sheaves for Ruth to glean. She continued gleaning in Boaz's field until the barley harvest was over. **Boaz acted as a kinsman redeemer and married Ruth.**

Ruth 4:13-17. Ruth kept her promise to Naomi, and God blessed her. God was also in the business of keeping His promise, and Ruth became the great-grandmother of King David. It is through the far off great-grandson of King David, that God kept his promise of redeeming the world, through His son Jesus Christ.

Practice: *Can God help you keep the promises you make to others?*

Can he help you to obey your parents?

Can you keep your word to friends even though it is hard?

Can God help your parents keep their promises to each other?

Let's practice keeping our promises to each other.



Week 4^{of} 14

God Helps Us Keep Our Promises

Memory Verse

Vocabulary

Introduction

Bible Reading:
Ruth's Story

Bible Reading:
Boaz and Ruth

Bible Reading:
Boaz and Ruth
Get Married

Review
Memory Verse

Review Memory Verse

Mark 12:30-31 (with hand motions)

And you shall love (cross wrists across chest)

the Lord your God (point up)

with all your heart (cross wrists across chest)

and with all your soul, (cross wrists across chest)

and with all your mind (point to your head)

and with all your strength. (make strong man arms)

The second is this: (hold up 2 fingers)

You shall love your neighbor (cross wrists across chest)

as yourself. (point to self)

There is no other commandment greater than these. (shake your finger "no")



Our Work is a Gift to the World



Passage

Genesis 39:1-6,22-23; 41:41, 46-49,57



Principle

When we do our work well for God, it is a gift to others as well.

Memory Verse

Activity

Activity

Bible Reading:
The Story of Joseph

Bible Reading:
Gen. 39:22-23

Bible Reading:
Joseph in Egypt

Review
Memory Verse

Activity

Memory Verse

Colossians 3:23 *Whatever you do, work heartily, as for the Lord and not for men, knowing that from the Lord you will receive the inheritance as your reward. You are serving the Lord Christ.*

Activity

Watch "The Ungiving Tree" from the FLOW extras video, Episode 3, module 2. Guide them to the principle that God made us to be gift givers in our work.

Activity

Read Shel Silverstein's "The Giving Tree"

Prompt: *How was the tree in the book different than the one read in the video? What does this tree have to give? Fruit, leaves, wood, all that it had left - the stump. Why do you think God made trees? What do you and a tree have in common? Or, how are you like a tree? God made you for a purpose too! To share your gifts with the world.*

Prompt: *What do you want to be when you grow up? Let us talk about a man who used his work as a gift to those around him.*



Week 5 of 14



Our Work is a Gift to the World

Memory Verse

Activity

Activity

Bible Reading:
The Story of Joseph

Bible Reading:
Gen. 39:22-23

Bible Reading:
Joseph in Egypt

Review
Memory Verse

Activity

Bible Reading

The Story of Joseph (Genesis 39:1-6)

Joseph was the favorite son in the family, this made his brothers angry.

Joseph was sold into slavery by his brothers, he was sold to a man named Potiphar an officer in Pharaoh's Army.

Being a slave was obviously not Joseph's dream job, but he worked hard, and God was with him. The LORD was with Joseph, and he became a successful man and he was in the house of his Egyptian master. Joseph did his work, and God blessed it. Potiphar noticed that God was with Joseph, and that the work which he did was beneficial to his house. Potiphar entrusted the management of his entire house to the care of Joseph. Joseph was using his work as a gift to his master. Unfortunately, Potiphar's wife lied about Joseph, and he was sent to prison.

Still, Joseph used his work as a gift to those around him.

Bible Reading

Genesis 39:22-23

And the keeper of the prison put Joseph in charge of all the prisoners who were in the prison. Whatever was done there, he was the one who did it. The keeper of the prison paid no attention to anything that was in Joseph's charge, because the LORD was with him. And whatever he did the LORD made it succeed.

Again, God used Joseph's work to bless others. The keeper of the prison put all things into Joseph's care.

God gave Joseph the interpretation of dreams, and again Joseph used his gifts and his work to give to others. Eventually, God helped Joseph to interpret Pharaoh's dream, and Joseph was given more work to do.



Week 5 of 14



Our Work is a Gift to the World

Memory Verse

Activity

Activity

Bible Reading:
The Story of Joseph

Bible Reading:
Gen. 39:22-23

Bible Reading:
Joseph in Egypt

Review
Memory Verse

Activity

Bible Reading Joseph in Egypt

Genesis 41:41 *And Pharaoh said to Joseph, "See, I have set you over all the land of Egypt."*

Through Joseph's God-given wisdom and planning, and his work, God blessed the country of Egypt so that they would have food during the seven years of Famine (**Genesis 41:46-49**).

God is using Joseph's work in a foreign land to provide for all of Joseph's family.

Genesis 41:57 *Moreover, all the earth came to Egypt to Joseph to buy grain because the famine was severe all over the earth.*

Even Joseph's brothers came to buy grain, and eventually the whole tribe of Israel moved to Egypt with the permission of the Pharaoh. Instead of being angry about his slavery, Joseph told his repentant brothers, "And now do not be distressed or angry with yourselves because you sold me here, for God sent me before you to preserve life... so it was not you who sent me here, but God."

God used Joseph's work as a gift to others. Our work can be a gift to others.

Can you think of people who bless our lives with their gift of work? *These answers can include almost any job, from the man who sets the sprinklers in the park, to the firemen and policemen and teachers, encourage your students to see how God uses each person's work to benefit others.*

How many of you have work you have to do at home? Chores or things you do to help your family? Our Bible verse for this week helps us to remember to do our work for God and not just for men. If we are waiting for others to notice, we may never get a "good job" or a gold star, but if we are working to please God as Joseph did, we can know that God is using our work as a gift to others.



Week 5 of 14



Our Work is a Gift to the World

Memory Verse

Activity

Activity

Bible Reading:
The Story of Joseph

Bible Reading:
Gen. 39:22-23

Bible Reading:
Joseph in Egypt

Review Memory Verse

Activity

Review Memory Verse


Colossians 3:23 *Whatever you do, work heartily, as for the Lord and not for men, knowing that from the Lord you will receive the inheritance as your reward. You are serving the Lord Christ.*

Activity

The “Creative Service” Tree coloring sheet

Materials Needed: “Creative Service” Tree coloring page, washable ink pad or washable markers for making leaf shapes, and baby wipes for clean up.

Directions: Use a washable ink pad or washable marker and have students put leaves on the Creative Service Tree. Explain that just as their fingerprints are all different, God has different ways for them to serve the world. Our work is a gift to the world.



Your fingerprint is unique, no one else has a fingerprint like yours. Your talents and abilities are unique as well, and God can use them in Creative Service for the Life of the World. Use a stamp pad or washable marker to place fingerprint leaves on our Creative Service Tree.



Memory Verse - Creative Service

Colossians 2:23

Whatever you do, work heartily, as for the Lord and not for men, knowing that from the Lord you will receive the inheritance as your reward.



Memory Verse - Creative Service

Colossians 2:23

Whatever you do, work heartily, as for the Lord and not for men, knowing that from the Lord you will receive the inheritance as your reward.



Memory Verse - Creative Service

Colossians 2:23

Whatever you do, work heartily, as for the Lord and not for men, knowing that from the Lord you will receive the inheritance as your reward.



Memory Verse - Creative Service

Colossians 2:23

Whatever you do, work heartily, as for the Lord and not for men, knowing that from the Lord you will receive the inheritance as your reward.



Memory Verse - Creative Service

Colossians 2:23

Whatever you do, work heartily, as for the Lord and not for men, knowing that from the Lord you will receive the inheritance as your reward.



Memory Verse - Creative Service

Colossians 2:23

Whatever you do, work heartily, as for the Lord and not for men, knowing that from the Lord you will receive the inheritance as your reward.



Memory Verse - Creative Service

Colossians 2:23

Whatever you do, work heartily, as for the Lord and not for men, knowing that from the Lord you will receive the inheritance as your reward.



Memory Verse - Creative Service

Colossians 2:23

Whatever you do, work heartily, as for the Lord and not for men, knowing that from the Lord you will receive the inheritance as your reward.



Memory Verse - Creative Service

Colossians 2:23

Whatever you do, work heartily, as for the Lord and not for men, knowing that from the Lord you will receive the inheritance as your reward.





God Made Us to Work and Work is Good



Passage

Genesis 1:26-2:4-25



Principle

Creative service is a way we give to others.

Introduction

Memory Verse

Bible Reading:
Gen. 1:24-31

Bible Reading:
Gen. 2:7

Bible Reading:
Gen. 2:15

Review
Memory Verse

Introduction

Prompt: What is work for?

Is work good for man, or is it just something we have to do?

What do your parents do for work?


Do you have work you do at home? At school?

Memory Verse

Colossians 3:23 *Whatever you do, work heartily, as for the Lord and not for men.*

TEACHER'S NOTE: "In the end the liberating character of the imago Dei [image of God] is grounded in the nature of God, who calls the world into being as an act of generosity. This means that we cannot artificially separate our vision of God's redemptive love from an understanding of God's creative power. A careful reading of Genesis 1:1-2:3 thus converges on John 3:16 In both creation and redemption 'God so loved the world that he gave...'" - J. Richard Middleton from the NIV Stewardship Study Bible

Let's go back to the beginning. In the beginning, what? God created.



Week 6 of 14

God Made Us to Work and Work is Good

Introduction

Memory Verse

Bible Reading:
Gen. 1:24-31

Bible Reading:
Gen. 2:7

Bible Reading:
Gen. 2:15

Review
Memory Verse

Bible Reading

Genesis 1:24-31

And God said, "Let the earth bring forth living creatures according to their kinds - livestock and creeping things and beasts of the earth according to their kinds." And it was so. And God made the beasts of the earth according to their kinds and the livestock according to their kinds and everything that creeps on the ground according to its kind. And God saw that it was good. Then God said, Let us make man in our image, after our likeness. And let them have dominion over the fish of the sea and over the birds of the heavens and over the livestock and over all the earth and over every creeping thing that creeps on the earth.

So God created man in his own image, in the image of God he created him; male and female he created them.

Prompt: What is different about how God created human beings?

God created man from the dust of the ground.

Bible Reading

Genesis 2:7

Then the LORD God formed the man of dust from the ground and breathed into his nostrils the breath of life, and the man became a living creature.

God didn't just speak to create man, God actually formed him out of the dust of the ground. God created man and woman in his image. Then God gave them work.



Week 6 of 14



God Made Us to Work and Work is Good

Introduction

Memory Verse

Bible Reading:
Gen. 1:24-31

Bible Reading:
Gen. 2:7

Bible Reading:
Gen. 2:15

Review
Memory Verse

Bible Reading

Genesis 2:15

The Lord God took the man and put him in the garden of Eden to work it and keep it.

Prompt: *What was the job that God gave Adam and Eve? To work the garden and to take care of it.*

What are your favorite foods? Allow students to answer.

We should see that the food you enjoy is the result of someone else's work. Someone had to milk the cow, pick the vegetables, grow the wheat, pick the berries, raise the chickens, drive the truck to bring it to you. Aren't you glad that they are doing their work?

What about your jobs right now? Do you do homework? Chores?

What do you think about work?

God made us to work, and work is good.

Review Memory Verse

Colossians 3:23 *Whatever you do, work heartily, as for the Lord and not for men.*

Let's talk about those jobs we do, the chores, the homework, the acts of service. **How are we supposed to do our work?** *as unto the Lord*

What about the other things we do during the day? Can we sing for the Lord and not for men? Play? Do homework? Are you surprised that God is delighted in your everyday work?

So if no one is looking, can we do a sloppy job? Let us look at the verse following our memory verse. Colossians 3:24 says knowing that



Week 6 of 14

God Made Us to Work and Work is Good

Introduction

Memory Verse

Bible Reading:
Gen. 1:24-31

Bible Reading:
Gen. 2:7

Bible Reading:
Gen. 2:15

Review
Memory Verse

Review Memory Verse (cont'd)

from the Lord you will receive the inheritance as your reward. You are serving the Lord Christ.

Prompt: Who are we serving? the Lord Christ (Jesus)

We know that God made us to work and work is good. We can do our work for God, whether or not anyone notices how we contribute. God is delighted in our work and we can do it for him. ***This week, can you do your work well? Can you clean your room well? Can you help your mom well?*** We are working for God and not for men. Work done for him is good work.

Colossians 3:23 (with hand motions)

Whatever you do, (hands out to sides palms up)

work heartily, as for the Lord (point up)

and not for men. (wag pointer finger back and forth as if saying no)



God's Order Helps Us Live Together



Passage

Exodus 19-20



Principle

God's Rules help us to live in harmony with others.

Memory Verse

Bible Reading:
Ex. 19:16-20

Bible Reading:
Ex. 20:1-17

Bible Reading:
Mark 12:29-34

Review
Memory Verse

Memory Verse

Micah 6:8 *He has told you, O man, what is good; and what does the Lord require of you but to do justice, and to love kindness, and to walk humbly with your God?*

Prompt: Watch FLOW Extras DVD Episode 4 Module 3 "Hockey"

What would happen if we all played sports any way we wanted to, without any rules for the players? Would the games be fun?

What are some of the rules at home or in your class?

What do you think of rules? Are they helpful?

What would life be like if no one followed "the rules?" For example, what would your drive to church or school be like? What would your morning look like at home?

God provided rules for his people the Israelites so they could live together, we call these Rules the Ten Commandments. God's laws were designed to help the Israelites live together well, and attract other nations to follow the one true God. Let's look at these laws. Together.



Week 7 of 14



God's Order Helps Us Live Together

Memory Verse

Bible Reading:
Ex. 19:16-20

Bible Reading:
Ex. 20:1-17

Bible Reading:
Mark 12:29-34

Review
Memory Verse

Bible Reading

Exodus 19:16-20

On the morning of the third day there were thunders and lightnings and a thick cloud on the mountain and a very loud trumpet blast so that all the people in the camp trembled. Then Moses brought the people out of the camp to meet God, and they took their stand at the foot of the mountain. Now Mount Sinai was wrapped in smoke because the Lord had descended on it in fire. The smoke of it went up like the smoke of a kiln, and the whole mountain trembled greatly. And as the sound of the trumpet grew louder and louder, Moses spoke and God answered him in thunder. The Lord came down on Mount Sinai, to the top of the mountain. And the Lord called Moses to the top of the mountain and Moses went up.

Do you think Moses and the people of Israel were afraid? The entire mountain was wrapped in smoke! God answered in thunder. **Do you think God had something very important to tell the Israelites?**

Bible Reading

Exodus 20:1-17

God gave his people the Israelites these commandments:

“You shall have no other Gods before me.”

“You shall not make for yourself a carved image, or any likeness of anything that is in heaven above, or that is in the earth beneath, or that is in the water under the earth.”

“You shall not take the name of the Lord your God in vain, for the Lord will not hold him guiltless who takes his name in vain.”

“Remember the Sabbath day, to keep it holy.”



Week 7 of 14



God's Order Helps Us Live Together

Memory Verse

Bible Reading:
Ex. 19:16-20

Bible Reading:
Ex. 20:1-17

Bible Reading:
Mark 12:29-34

Review
Memory Verse

Bible Reading (continued)

Exodus 20:1-17

"Honor your father and your mother, that your days may be long in the land that the Lord your God is giving you."

"You shall not murder."

"You shall not commit adultery."

"You shall not steal."

"You shall not bear false witness against your neighbor."

"You shall not covet your neighbor's house; you shall not covet your neighbor's wife, or his male servant, or his female servant, or his ox, or his donkey, or anything that is your neighbor's."

Prompt: What do you think of these rules? Do you think they helped God's people the Israelites to live in harmony with each other, and to be an example to others of following the one true God?

Let's talk about Jesus: In the book of Mark, a scribe (a student of the Law of God) came to Jesus and asked him a very important question about the Commandments, "Which commandment is the most important of all?" Let us look at Jesus' response.

Bible Reading

Mark 12:29-34

Jesus answered, 'The most important is, "Hear, O Israel: The Lord our God, the Lord is one. And you shall love the Lord your God with all your heart and with all your soul and with all your mind and with all your strength." The second is this: "You shall love your neighbor as yourself." There is no other commandment greater than these.'

Which Commandment did Jesus say was the greatest?

continued »



Week 7 of 14



God's Order Helps Us Live Together

Memory Verse

Bible Reading:
Ex. 19:16-20

Bible Reading:
Ex. 20:1-17

Bible Reading:
Mark 12:29-34

Review
Memory Verse

Bible Reading (continued)

Mark 12:29-34

Christ said that the reason we follow God's law is to love God and to love our neighbor. God's laws help us to live well with those around us, and to show the world a flourishing life lived in Christ.

How about you? Can you practice loving God and loving your neighbor this week? How would that look? Could you love your little brother or sister? Can you listen carefully at church? Can you be kind to someone new?

Review Memory Verse

Micah 6:8 *He has told you, O man, what is good; and what does the Lord require of you but to do justice, and to love kindness, and to walk humbly with your God?*

Micah 6:8 (with hand motions)

He has told you, O man, what is good; (put finger to lips as if to say be quiet, then move it away from your mouth in a forward direction)

and what does (palms up, hands spread)

the Lord (point up)

require (ASL sign: index finger into opposite palm, pull hands toward you)

of you? (point with both hands)

to act justly (ASL sign for "justice:" pinch fingers together of each hand, move hands up and down as a scale would move.)

to love mercy (cross wrists across chest)

and to walk humbly (walk fingers across open palm)

with your God. (point up)



Do Justice.
Love Kindness.
Walk Humbly.

Micah 6:8 He has told you, O man, what is good; and what does the Lord require of you, but to do justice, and to love kindness, and to walk humbly with your God?

Memory Verse - Order

Micah 6:8

He has told you, O man, what is good;
and what does the Lord require of you
but to do justice, and to love kindness,
and to walk humbly with your God?



Memory Verse - Order

Micah 6:8

He has told you, O man, what is good;
and what does the Lord require of you
but to do justice, and to love kindness,
and to walk humbly with your God?



Memory Verse - Order

Micah 6:8

He has told you, O man, what is good;
and what does the Lord require of you
but to do justice, and to love kindness,
and to walk humbly with your God?



Memory Verse - Order

Micah 6:8

He has told you, O man, what is good;
and what does the Lord require of you
but to do justice, and to love kindness,
and to walk humbly with your God?



Memory Verse - Order

Micah 6:8

He has told you, O man, what is good;
and what does the Lord require of you
but to do justice, and to love kindness,
and to walk humbly with your God?



Memory Verse - Order

Micah 6:8

He has told you, O man, what is good;
and what does the Lord require of you
but to do justice, and to love kindness,
and to walk humbly with your God?



Memory Verse - Order

Micah 6:8

He has told you, O man, what is good;
and what does the Lord require of you
but to do justice, and to love kindness,
and to walk humbly with your God?



Memory Verse - Order

Micah 6:8

He has told you, O man, what is good;
and what does the Lord require of you
but to do justice, and to love kindness,
and to walk humbly with your God?



Memory Verse - Order

Micah 6:8

He has told you, O man, what is good;
and what does the Lord require of you
but to do justice, and to love kindness,
and to walk humbly with your God?





God Wants Us to See Others as He Sees Them



Passage

Luke 8:40-48

Principle

God wants us to see His image in humanity.

Memory Verse

Bible Reading:
Luke 8:40-48

Activity

Review
Memory Verse

Memory Verse

Micah 6:8 *He has told you, O man, what is good; and what does the Lord require of you but to do justice, and to love kindness, and to walk humbly with your God?*

*TEACHER'S NOTE: "Because God created man - male and female - in his image and likeness, all persons deserve to be treated like those who have been made with a God-given identity and vocation, namely to bear God's image and to cooperate with him as stewards of his creation. A person's worth is determined not by what he or she has but by what he or she is on the basis of this identity and vocation received from God."
- C. Rene' Padilla (NIV Stewardship Bible)*

Prompt: Watch "Dr. Perkins" on FLOW Extras DVD Episode 4, Module 1.

Do you see others as made in God's image?

Let's see how Jesus sees others.



Week 8 of 14

God Wants Us to See Others as He Sees Them

Memory Verse

Bible Reading:
Luke 8:40-48

Activity

Review
Memory Verse

Bible Reading

Luke 8:40-48

Now when Jesus returned, the crowd welcomed him, for they were all waiting for him. And there came a man named Jairus, who was a ruler of the synagogue. And falling at Jesus' feet, he implored him to come into his house, for he had an only daughter, about twelve years of age, and she was dying. As Jesus went, the people pressed around him. And there was a woman who had had a discharge of blood for twelve years, and though she had spent all her living on physicians, she could not be healed by anyone. She came up behind him and touched the fringe of his garment, and immediately her discharge of blood ceased. And Jesus said, 'Who was it that touched me?' When all denied it, Peter said, 'Master, the crowds surround you and are pressing in on you!' But Jesus said 'Someone touched me, for I perceive that power has gone out from me.' And when the woman saw that she was not hidden, she came trembling, and falling down before him declared in the presence of all the people why she had touched him, and how she had been immediately healed. And he said to her, 'Daughter, your faith has made you well; go in peace.'"

Jesus was on his way to Jairus' house. Jairus was very important in the city, and he wanted Jesus to come and heal his daughter.

In Jesus' time the woman who had this disease would have been an outcast from society. She had already spent all of her money on doctors, so she was poor as well as sick. Her specific sickness made her "unclean" to all Israelites. This woman was considered by those around her, unworthy of help, and unworthy of healing. She was also breaking Jewish law to be in a crowd, she was not supposed to touch anyone, and definitely not a teacher.

Jesus knew power had gone out of him, and he turned around and asked who had touched him. No one responded, and so Peter mentioned that Jesus was in a crowd of people, of course someone (or many people)

continued »



Week 8^{of} 14

God Wants Us to See Others as He Sees Them

Memory Verse

Bible Reading:
Luke 8:40-48

Activity

Review
Memory Verse

Bible Reading (continued)

Luke 8:40-48

had touched him. Besides, Jesus was on an important mission, to heal Jairus' daughter, why would he stop and say someone had touched him?

The woman knelt before him and told Jesus all that had happened and how she had been healed. Jesus told her that her faith had made her well, and to go in peace. Jesus knew she was not just one of the crowd, that she was uniquely made in the image of God and that she had received his healing. God sees us and knows us all individually. We are not just part of the crowd, each person is unique and made in God's image. We each need his healing and his salvation for our sin.

We need to see each other as made in God's Image. We need to see each other through the eyes of Jesus. God wants us to see others as He sees them.

Activity

Write notes to the people in the local rescue mission

Materials needed: Letters (located in "FLOW Extras") or "Dear Friend" coloring page.

Directions: Have students write notes to the people in the local rescue mission, or use the "Dear Friend" coloring page. This helps the students see that even people who need help are made in God's image. You may want to write "Dear Friend, I wanted you to know that God loves you. Sincerely, (student's first name only)."



Week 8 of 14

God Wants Us to See Others as He Sees Them

Memory Verse

Bible Reading:
Luke 8:40-48

Activity

Review
Memory Verse

Review Memory Verse

Practice this week's verse at least two times with hand motions.

Micah 6:8 *He has told you, O man, what is good; and what does the Lord require of you but to do justice, and to love kindness, and to walk humbly with your God?*

Micah 6:8 (with hand motions)

He has told you, O man, what is good; (put finger to lips as if to say be quiet, then move it away from your mouth in a forward direction)

and what does (palms up, hands spread)

the Lord (point up)

require (ASL sign: index finger into opposite palm, pull hands toward you)

of you (point with both hands)

to do justice (ASL sign for "justice:" pinch fingers together of each hand, move hands up and down as a scale would move.)


to love kindness (cross wrists across chest)

and to walk humbly (walk fingers across open palm)

with your God. (point up)

Dear Friend,

I wanted you to know that God loves you. I drew this picture for you.



Sincerely,



Wisdom Helps Us to See God



Passage

Psalm 8

Principle

Wisdom is more than just information, it is seeing God, and all of humanity rightly. It is the correct appropriation of information.

Vocabulary

Activity

Bible Reading:
Ps. 8

Bible Reading:
Ps. 111:10

Bible Reading:
Rom. 1:20

Review
Memory Verse

Vocabulary

TEACHER'S NOTE: "We have shown that the Son of God created the world for this very end, to communicate Himself in an image of His own Excellency [...] When we behold the light and the brightness of the sun, the golden edges of an evening cloud, or the beauteous rainbow, we behold the adumbrations of His glory and goodness, and in the blue sky, of His mildness and gentleness." — Jonathan Edwards (1703-1758) quoted from NIV Stewardship Study Bible

Adumbrations: producing a faint image or resemblance of: to outline or sketch. To foreshadow; prefigure

Activity

Materials Needed: Magnified images of items, or magnifying glasses

Bring items that God has created to class, or bring magnified images of ordinary things (e.g., ants, salt, bug eye, pollen). You could also bring magnifying glasses and ordinary objects like flowers or insects. Show the students the wonder of creation.

What do you think about all of God's creation? What are some words you could use to describe it? Amazing, magnificent, etc.



Week 9 of 14



Wisdom Helps Us to See God

Vocabulary

Activity

Bible Reading:
Ps. 8

Bible Reading:
Ps. 111:10

Bible Reading:
Rom. 1:20

Review
Memory Verse

Activity (continued)

What do you think is the difference between knowledge and wisdom? Who is the smartest person you know? Is that person wise?

We will look at how knowledge leads us to wisdom and how wisdom leads us to see God.

Bible Reading

Psalm 8

As you read through Psalm 8, pause after each line to relate the content to the children:

*O Lord, our Lord, how majestic is your name in all the earth!
The whole earth declares his glory!*

*You have set your glory above the heavens.
God is more amazing than we could imagine!*

*Out of the mouths of babies and infants, you have established strength
because of your foes, to still the enemy and the avenger.
Even the tiny brand new humans speak of God's wonder!*

*When I look at your heavens, the work of your fingers, the moon and the
stars which you have set in place,
We are overwhelmed by the moon and stars - their beauty and their
majesty.*

*what is man that you are mindful of him, and the son of man that you
care for him?
It is surprising that God even thinks of us, when His creation is so
immense!*



Week 9 of 14

Wisdom Helps Us to See God

Vocabulary

Activity

Bible Reading:
Ps. 8

Bible Reading:
Ps. 111:10

Bible Reading:
Rom. 1:20

Review
Memory Verse

Bible Reading (continued)

Psalm 8

Yet you have made him a little lower than the heavenly beings and crowned him with glory and honor. You have given him dominion over the works of your hands; you have put all things under his feet, all sheep and oxen, and also the beasts of the field, the birds of the heavens, and the fish of the sea, whatever passes along the paths of the seas.

And yet God gave us many gifts, and gave us creation to care for.

O Lord, our Lord how majestic is your name in all the earth!

God is greater than we could imagine!

This is a song of praise to God for what he has done, for the wonder and order of the creation, for God's lovingkindness and the generosity of his plan for the world.

Today we are going to study wisdom. ***What do you think wisdom is? Do you think it is just a bunch of knowledge? If you go to school long enough will you become wise?*** Knowledge and wisdom are two different things. Knowledge is about information. Wisdom is about using that information correctly. For example: we can know what a poisonous snake looks like, and we can know what will happen, but if we do not run when the snake approaches, our knowledge will not do us any good. Wisdom is taking the knowledge and using it. Let's look at how we get wisdom:

Bible Reading

Psalm 111:10

The fear of the Lord is the beginning of wisdom; all those who practice it have a good understanding. His praise endures forever.

We receive wisdom through respect for God. We know we can receive wisdom from God through his word. ***How can we receive wisdom from the world around us?***



Week 9 of 14

Wisdom Helps Us to See God

Vocabulary

Activity

Bible Reading:
Ps. 8

Bible Reading:
Ps. 111:10

Bible Reading:
Rom. 1:20

Review
Memory Verse

Bible Reading

Romans 1:20

For his invisible attributes, namely his eternal power and divine nature, have been clearly perceived, ever since the creation of the world, in the things that have been made so they are without excuse.

What does that mean? It means we can see things about God through His creation. We can see like the psalmist that God is Majestic and worthy of praise.

What qualities of God can you see in Creation? Love, longsuffering, patience, order: let kids speak freely about what they see in Creation.

How does seeing those qualities of God help you grow in wisdom?

"I do not think that I have ever seen anything more beautiful than the bluebell I have been looking at. I know the beauty of the Lord by it. The creation does praise Him, does reflect honor on Him, is of service to Him...The sun and the stars shining glorify God. They stand where He placed them. They move where He bid them. The heavens declare the glory of God...The bird sings to Him. The thunder speaks of His terror. The lion is like his strength. The sea is like His greatness. The honey like His sweetness. They are something like Him. They make Him known. They tell of Him...for Christ plays in ten thousand places, lovely in limbs and lovely in eyes not His, to the Father through the features of men's faces" - Gerard Manley Hopkins

Notice that the things we see in nature remind us of God, not the other way around. God's strength does not remind us of the lion, it is the strength of the lion that reminds us of God.



Week 9 of 14



Wisdom Helps Us to See God

Vocabulary

Activity

Bible Reading:
Ps. 8

Bible Reading:
Ps. 111:10

Bible Reading:
Rom. 1:20

Review
Memory Verse


Review Memory Verse


Proverbs 3:13-14 *Blessed is the one who finds wisdom, (hand over eyebrows as if looking for something)*

and the one who gets understanding,

for the gain from her is better than gain from silver and her profit better than gold.” (move hands as if gathering)



Proverbs 3:3-14 

Blessed is the one who finds wisdom, and the one who gets understanding, for the gain from her is better than gain from silver, and her profit better than gold. 

Memory Verse - Wisdom

Proverbs 3:13-14

Blessed is the one who finds wisdom, and the one who gets understanding, for the gain from her is better than gain from silver and her profit better than gold.



Memory Verse - Wisdom

Proverbs 3:13-14

Blessed is the one who finds wisdom, and the one who gets understanding, for the gain from her is better than gain from silver and her profit better than gold.



Memory Verse - Wisdom

Proverbs 3:13-14

Blessed is the one who finds wisdom, and the one who gets understanding, for the gain from her is better than gain from silver and her profit better than gold.



Memory Verse - Wisdom

Proverbs 3:13-14

Blessed is the one who finds wisdom, and the one who gets understanding, for the gain from her is better than gain from silver and her profit better than gold.



Memory Verse - Wisdom

Proverbs 3:13-14

Blessed is the one who finds wisdom, and the one who gets understanding, for the gain from her is better than gain from silver and her profit better than gold.



Memory Verse - Wisdom

Proverbs 3:13-14

Blessed is the one who finds wisdom, and the one who gets understanding, for the gain from her is better than gain from silver and her profit better than gold.



Memory Verse - Wisdom

Proverbs 3:13-14

Blessed is the one who finds wisdom, and the one who gets understanding, for the gain from her is better than gain from silver and her profit better than gold.



Memory Verse - Wisdom

Proverbs 3:13-14

Blessed is the one who finds wisdom, and the one who gets understanding, for the gain from her is better than gain from silver and her profit better than gold.



Memory Verse - Wisdom

Proverbs 3:13-14

Blessed is the one who finds wisdom, and the one who gets understanding, for the gain from her is better than gain from silver and her profit better than gold.





Wisdom Helps Us to Love and Serve Others Better



Passage

Matthew 7:24-27; 2 Peter 1:3-8



Principle

God's wisdom is essential for a life that is steady, and makes us effective and fruitful when we are helping others.

■ Praise

Memory Verse

Bible Reading:
Matt. 7:24-28

Bible Reading:
2 Pet. 1:3-8

Review Memory Verse

Activity

Praise

The Wise Man Built His House Upon a Rock

The wise man built his house upon a rock, The wise man built his house upon a rock The wise man built his house upon a rock, and the rains came tumbling down.

Oh, the rains came down and the floods came up,
The rains came down and the floods came up,
The rains came down and the floods came up,
and the house on the rock stood firm.

The foolish man built his house upon the sand,
The foolish man built his house upon the sand,
The foolish man built his house upon the sand,
and the rains came tumbling down.

Oh, the rains came down and the floods came up,
The rains came down and the floods came up,
the rains came down and the floods came up,
and the house on the sand went "splat!" (*clap hands once*)



Week 10 of 14

Wisdom Helps Us to Love and Serve Others Better

Praise

■ Memory Verse

Bible Reading:
Matt. 7:24-28

Bible Reading:
2 Pet. 1:3-8

Review
Memory Verse

Activity

Memory Verse

Proverbs 3:13-14 *Blessed is the one who finds wisdom, and the one who gets understanding, for the gain from her is better than gain from silver and her profit better than gold.*

Prompt: *If you could build a house out of anything what would it be? Answers could include: candy, graham crackers, jewels, gold. If you were going to build a house out of graham crackers and frosting, would you want to take it home on a piece of cardboard or a piece of paper? Why?*

Last week we learned that wisdom is different than knowledge. Knowledge is knowing facts and information, wisdom is using the information rightly. **How can we get wisdom?** The Bible says the fear of the Lord is the beginning of wisdom. We begin by seeing God in His word, and in His world. Wisdom is thinking God's way about the world and the people in it.

Today we are looking at a parable (a picture story) that Jesus taught. Jesus had been preaching to people all day long, He had been instructing them about how their lives should look if they were to be part of His kingdom. Jesus has been instructing the crowds about their character, about showing others the way to Christ, about His own purpose here on earth. He taught about anger, evil desires, divorce, oaths, retaliation, loving our enemies, giving to the needy, prayer, fasting, worry, riches, judging others, and serving others.

He has taught for 2 whole chapters, and now he tells the people who surround him this:



Week 10 of 14

Wisdom Helps Us to Love and Serve Others Better

Praise

Memory Verse

Bible Reading:
Matt. 7:24-28

Bible Reading:
2 Pet. 1:3-8

Review
Memory Verse

Activity

Bible Reading

Matthew 7:24-28

Everyone who hears these words of mine and does them will be like a wise man who built his house on the rock. And the rain fell, and the floods came, and the winds blew and beat on that house, but it did not fall, because it had been founded on the rock. And everyone who hears these words of mine and does not do them will be like a foolish man who built his house on the sand. And the rain fell, and the floods came, and the winds blew and beat against the house, and it fell, and great was the fall of it.

Is it easier to know the right thing or to do the right thing? What is the difference between the wise man and the foolish man? The wise man built his house on a strong foundation. We must hear the Word of God and do it so that we have a strong foundation, and when hard times come we can have confidence in God.

But we don't have to do this alone!

Bible Reading

2 Peter 1:3-8

His divine power has granted to us all things that pertain to life and godliness, through the knowledge of him who called us to his own glory and excellence, by which he has granted to us his precious and very great promises, so that through them you may become partakers of the divine nature, having escaped from the corruption that is in the world because of sinful desire.

Whew! What did that all mean?

- Christ gives us His power and all things that pertain to life when we receive him.



Week 10 of 14

Wisdom Helps Us to Love and Serve Others Better

Praise

Memory Verse

Bible Reading:
Matt. 7:24-28

Bible Reading:
2 Pet. 1:3-8

Review
Memory Verse

Activity

Bible Reading (continued)

2 Peter 1:3-8

- We can obey what God is teaching us and grow in Him. (faith, virtue, knowledge, etc.)
- When we are applying the things that we are learning about God and His character, and living our lives the way He wants us to, He gives us wisdom to help others.

Review Memory Verse

Practice this week's verse at least three times with hand motions.

Proverbs 3:13-14 *Blessed is the one who finds wisdom, and the one who gets understanding, for the gain from her is better than gain from silver and her profit better than gold.*

Proverbs 3:13-14 (with hand motions)

Blessed is the one who finds wisdom, (hand over eyebrows as if looking for something)

and the one who gets understanding, for the gain from her is better than gain from silver and her profit better than gold. (move hands as if gathering treasure)

When we build our lives on God's wisdom, we will have a life that is better than any treasure that we could find, when we have wisdom, we can help others find it too. There is treasure in God's Word!



Week 10 of 14

Wisdom Helps Us to Love and Serve Others Better

Praise

Memory Verse

Bible Reading:
Matt. 7:24-28

Bible Reading:
2 Pet. 1:3-8

Review
Memory Verse

■ Activity

Activity

Building on a Firm Foundation

Materials needed: graham crackers, Decorator's icing (buying frosting pre-made in a tube is worth your time, and makes the frosting squeezable, and easier for children to guide), baby wipes

Directions: Make graham cracker houses. Make sure you have a cardboard base on which to build the houses, explain the idea of building our lives on the wisdom that God gives us. Make sure each student has 5 crackers so that they can put a graham cracker roof on the house. (Make the roof flat to avoid the frustration of building an angled roof.) Students may eat their creations, or take them home on their firm foundations.



God Made Us to Wonder at His Creation



Passage

Psalm 65:5-13

Principle

It is through wonder of God's creation, that we can Behold his work, and Be still for Him to speak.

Introduction

Bible Reading:
Ps. 65:5-6

Bible Reading:
Ps. 65:7-8

Bible Reading:
Ps. 65:9-11

Review
Memory Verse

Activity

Introduction

Prompt: What does it mean to behold something? It means we are looking at it, right? We can behold each other, and the world around us. Let's talk about some of the things we like to behold.

Where is your favorite outdoor spot? Is it the beach, the mountains, a ski slope, a garden, a desert? Why? What makes that part of nature special to you? Let each student answer.

Does being in your favorite outdoor spot make you feel like you are amazing, or does it make you feel very small?

God made us to wonder at his creation. He made us to appreciate, enjoy, and praise him. When we remember and consider the incredible sacrifice Jesus made for us, out of the Father's great love for the world, we realize we are not the center of our lives, but Jesus is! Our wonder for the beauty of God and his world help us to experience who God is.

Creation does not tell you everything you need to know about God, but it does tell you some important things. We can't see God with our eyes, but the creation reveals some of God's invisible qualities to us. For example, we can see God's power in the size and complexity of creation, in the moon and the stars and our solar system. The sun rising and setting speaks of his faithfulness. The beauty and order and design of creation



Week 11 of 14



God Made Us to Wonder at His Creation

Introduction

Bible Reading:
Ps. 65:5-6

Bible Reading:
Ps. 65:7-8

Bible Reading:
Ps. 65:9-11

**Review
Memory Verse**

Activity

Introduction (continued)

Romans 1:20

show us God's divine nature. **Can you think of any other things in nature that remind you of God's strength, power, or faithfulness?** Large powerful animals, storms, seasons...

King David wrote many psalms praising God for who he is, and wondering at all of the amazing things God has done. Let's read one of David's psalms and see if we can wonder at all of the great things God has done.

Bible Reading

Psalm 65:5-6

By awesome deeds you answer us with righteousness, O God of our salvation, the hope of all the ends of the earth and all of the farthest seas; the one who by his strength established the mountains, being girded with might.

People all around the world put their trust in God. David says that God has power. **How does God show his power and how strong he is?** Allow students to answer.

God made the mountains! **Have you been to the mountains? What are the mountains like?** Allow students to answer. They are big! The tallest mountain in the world, Mount Everest, is 5 ½ miles high, which is as high as you could fly in an airplane. That would take a lot of power to make. God is powerful! Let's see what else we can wonder at...



Week 11 of 14

God Made Us to Wonder at His Creation

Introduction

Bible Reading:
Rom. 1:20

Bible Reading:
Ps. 65:5-6

Bible Reading:
Ps. 65:7-8

Bible Reading:
Ps. 65:9-11

Review
Memory Verse

Activity

Bible Reading (continued)

Psalm 65:5-6

People all around the world put their trust in God. David says that God has power. **How does God show his power and how strong he is?** Allow students to answer.

God made the mountains! **Have you been to the mountains? What are the mountains like?** Allow students to answer. They are big! The tallest mountain in the world, Mount Everest, is 5 ½ miles high, which is as high as you could fly in an airplane. That would take a lot of power to make. God is powerful! Let's see what else we can wonder at...

Bible Reading

Psalm 65:7-8

Who stills the roaring of the seas, the roaring of their waves, the tumult of the peoples, so that those who dwell at the ends of the earth are in awe at your signs. You make the going out of the morning and the evening to shout for joy.

Prompt: What does David say God does for the oceans and roaring waves? Allow students to answer. God calms them! Do you remember the story about Jesus and his disciples sailing in a boat that got caught suddenly in a storm? The waves and wind were about to wreck the boat, and the disciples thought they would be lost. They cried out to Jesus. Jesus stood up and told the wind and the waves to stop. And they did! God calmed the storm. God calms the oceans and the roaring waves. God is peace! That's amazing! Let's see what else we can wonder at.

David lists more things that God does for his people through creation. David says that God takes care of the land and the waters it. **Why do you think God would give us land and make sure it received water?** Allow students to answer. We could grow food! God is kind, and provides for our needs. Creation allows us to see his kindness. Let us read further in our text.



Week 11 of 14

God Made Us to Wonder at His Creation

Introduction

Bible Reading:

Rom. 1:20

Bible Reading:

Ps. 65:5-6

Bible Reading:

Ps. 65:7-8

Bible Reading:

Ps. 65:9-11

Review

Memory Verse

Activity

Bible Reading

Psalm 65:9-11

You visit the earth and water it; you greatly enrich it; the river of God is full of water; you provide their grain, for so you have prepared it. You water its furrows abundantly, settling its ridges, softening it with showers, and blessing its growth. You crown the year with your bounty; your wagon tracks overflow with abundance.

God is powerful, God is peace, God is kind and God is good, he provides for us. It is through the lens of creation, that we can see his attributes. God made us to wonder at his creation. David saw creation's wonder and it led him to seek God. Our memory verse is one of David's prayers.

Review Memory Verse

Psalm 27:4 (with hand motions)

One thing (number one sign) • *have I asked of the Lord*, (hands open)

that I will seek after: (hand to forehead over eyebrows as if searching)

that I (point to self)

may dwell in the house (fingers put together making a tent with hands)

of the Lord (point up) • *all the days of my life*, (with one hand make a circular motion away from front of chest)

to gaze upon the beauty (look upward, hands open)

of the Lord (point up)

and to inquire (hand to forehead over eyebrows as if looking for something)

In his temple. (fingers pressed together to make tent with hands)



Week 11 of 14

God Made Us to Wonder at His Creation

Introduction

Bible Reading:
Rom. 1:20

Bible Reading:
Ps. 65:5-6

Bible Reading:
Ps. 65:7-8

Bible Reading:
Ps. 65:9-11

**Review
Memory Verse**

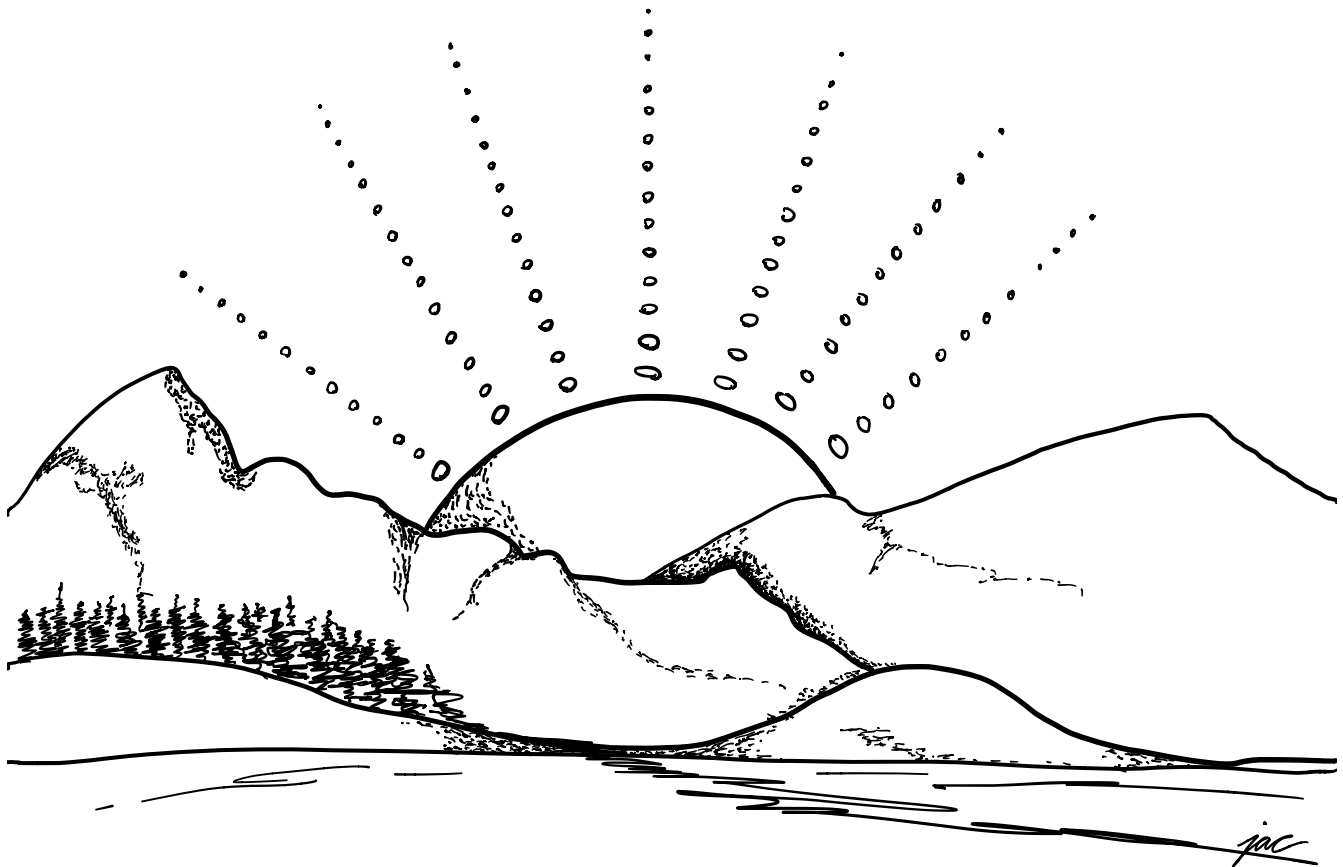
■ Activity

Activity


Wonder bags.

Materials needed: flowers, seeds, feathers, pine cones, any object from the natural world, small paper bags, magnifying glasses

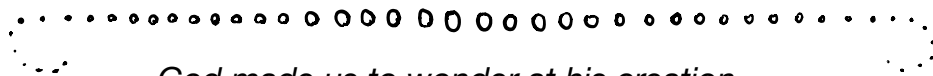
Directions: Fill bags with objects from the natural world, one object per bag. Have students guess what is in each bag. After every child has had an opportunity to guess, take each object out and notice different qualities about each object. For older students, bring magnifying glasses so that the children can look at the objects in greater detail.



Psalm 27:4



*One thing have I asked of the Lord, that will I seek after:
that I may dwell in the house of the Lord all the days of my
life, to gaze upon the beauty of the Lord and to inquire in
his temple.*



God made us to wonder at his creation.

Memory Verse - Wonder

Psalms 27:4

One thing I have asked of the Lord, that will I seek after: that I may dwell in the house of the Lord all the days of my life, to gaze upon the beauty of the Lord in his temple.



Memory Verse - Wonder

Psalms 27:4

One thing I have asked of the Lord, that will I seek after: that I may dwell in the house of the Lord all the days of my life, to gaze upon the beauty of the Lord in his temple.



Memory Verse - Wonder

Psalms 27:4

One thing I have asked of the Lord, that will I seek after: that I may dwell in the house of the Lord all the days of my life, to gaze upon the beauty of the Lord in his temple.



Memory Verse - Wonder

Psalms 27:4

One thing I have asked of the Lord, that will I seek after: that I may dwell in the house of the Lord all the days of my life, to gaze upon the beauty of the Lord in his temple.



Memory Verse - Wonder

Psalms 27:4

One thing I have asked of the Lord, that will I seek after: that I may dwell in the house of the Lord all the days of my life, to gaze upon the beauty of the Lord in his temple.



Memory Verse - Wonder

Psalms 27:4

One thing I have asked of the Lord, that will I seek after: that I may dwell in the house of the Lord all the days of my life, to gaze upon the beauty of the Lord in his temple.



Memory Verse - Wonder

Psalms 27:4

One thing I have asked of the Lord, that will I seek after: that I may dwell in the house of the Lord all the days of my life, to gaze upon the beauty of the Lord in his temple.



Memory Verse - Wonder

Psalms 27:4

One thing I have asked of the Lord, that will I seek after: that I may dwell in the house of the Lord all the days of my life, to gaze upon the beauty of the Lord in his temple.



Memory Verse - Wonder

Psalms 27:4

One thing I have asked of the Lord, that will I seek after: that I may dwell in the house of the Lord all the days of my life, to gaze upon the beauty of the Lord in his temple.





1ST-2ND

14-WEEK Series



God Made Us to Wonder at His Love



Passage

Mark 14:1-9



Principle

God gave us His most priceless gift when He gave us His son Jesus, we can wonder at God's extravagant gift.

Room Preparation

Introduction

Bible Reading:
Rom. 5:8

Bible Reading:
Mary anoints
Jesus

Review
Memory Verse

Activity

Room Preparation

TEACHER'S NOTE: Today's lesson is about the woman who anointed Jesus before his death. Jesus called her act of sacrifice beautiful. We can wonder at the woman's love for Christ, but even more, we can wonder at God's love for us, that He would give himself for us while we were yet sinners. Prepare a large jar of cotton balls dipped in a strong smelling oil or perfume. When you are telling the story of the woman who anointed Jesus, open the Jar and pour the cotton balls out, allow the children to experience the overwhelming scent of the oil or perfume. (from Kara Jenkins, Preschool Bible lesson: Anointing of Jesus, <http://ministry-to-children.com/anointing-of-jesus-lesson/>)

Introduction

Prompt: What is your most favorite possession?

Do you own something that is special to you?

Would you give it to someone to express your love? Would you give it to someone who had just been mean to you?



Week 12 of 14

God Made Us to Wonder at His Love

Room Preparation

Introduction

Bible Reading:
Rom. 5:8

Bible Reading:
Mary anoints
Jesus

Review
Memory Verse

Activity

Bible Reading

Romans 5:8

but God shows his love for us in that while we were still sinners, Christ died for us.

Prompt: *What does this passage show us about God? That He loves us very much.*

God demonstrated his love for us while we were still sinners. That would be like giving your most precious possession to someone who had just spit in your face or kicked you. **Would you be that loving?** Let's look up a passage that shows us someone else that gave her most precious gift to Jesus.

Bible Reading

Mary anoints Jesus (Mark 14:1-9)

Jesus was in Bethany. The Jewish people were almost ready to celebrate a big Jewish feast (the feast of Passover, the Feast of Unleavened bread). Many people were in the city, and the religious leaders were looking for a way to take Jesus and kill him, but they couldn't because of all of the big crowds that surrounded Jesus. While Jesus was eating at Simon the leper's house, he was reclining (sitting at a low table.) A woman came in and broke a bottle of nard, and poured it over Jesus' head. The nard was a very expensive ointment that was used in burial. The woman, Mary, had probably saved her entire life to be able to buy that one jar. And here she had broken it and poured it on Jesus' head. The people around Jesus began to mutter that she should not have wasted the ointment, that she should have sold the ointment and given the proceeds to the poor. They started scolding Mary. Then Jesus said "Leave her alone. Why do you trouble her? She has done a beautiful thing to me."



Week 12 of 14

God Made Us to Wonder at His Love

Room Preparation

Introduction

Bible Reading:
Rom. 5:8

Bible Reading:
Mary anoints Jesus

Review
Memory Verse

Activity

Bible Reading (continued) Mary anoints Jesus (Mark 14:1-9)

Prompt: What did the woman do for Jesus? She broke a bottle of expensive ointment on Jesus' head.

What was the reaction of those around her? They scolded her and said that she had chosen poorly, she should have sold it and given the money to the poor.

Mary showed her wonder and gratitude for Christ's love for her by giving all she had. **Why do you think Jesus called what she did beautiful?**

How do you show your wonder and gratitude to God for His gift of love for you?

Here is a way we can show our wonder at God's incredible gift.

1 John 3:16 says "By this we know love, that he laid down his life for us, and we ought to lay down our lives for the brothers." **Do you think God was just saying that we should be willing to die for our own brothers and sisters?** No, he is telling us to serve the people around us, especially our brothers and sisters in Christ (the concept of brothers and sisters in Christ will be explored in our lesson about Church). Just as Jesus gave his life for us, we ought to lay down our lives for one another. Taking time to wonder at God's great love for us causes us to show great love to others.

How can you show God's Great Love for others? Allow answers from each student. Here are some ideas: be kind to someone who is new to class, love your brother or your sister, help your parents, tell others about God's great love.



Week 12 of 14

God Made Us to Wonder at His Love

Room Preparation

Introduction

Bible Reading:
Rom. 5:8

Bible Reading:
Mary anoints
Jesus

Review
Memory Verse

Activity

Review Memory Verse

Psalm 27:4 (with hand motions)

One thing (number one sign)

have I asked of the Lord, (hands open)

that I will seek after: (hand to forehead over eyebrows as if searching)

that I (point to self)

may dwell in the house (fingers put together making a tent with hands)

of the Lord (point up)

all the days of my life, (with one hand make a circular motion away from front of chest)

to gaze upon the beauty (look upward, hands open)

of the Lord (point up)

and to inquire (hand to forehead over eyebrows as if looking for something)

in his temple. (fingers pressed together to make tent with hands)

We serve a great God. He showed his great love for us by dying for our sin. We can wonder at his generosity in sending Jesus, and wonder at his way of salvation.



Week 12 of 14

God Made Us to Wonder at His Love

Room Preparation

Introduction

Bible Reading:
Rom. 5:8

Bible Reading:
Mary anoints
Jesus

Review
Memory Verse

■ Activity

Activity

When we think of the woman and her beautiful act of pouring ointment on Christ's head, it should cause us to wonder at God's love for us.

Materials needed: baby food jars (one per student), tissue paper, paint brushes, baby oil, cotton balls, baby wipes for clean up

Jars of ointment. *Pass out the jars, tissue paper, and paint brushes. Put some glue in little bowls. Allow them to paint their jars with glue and stick on tissue paper until it is completely covered, with the exception of the lid. They can probably manage to rip up the tissue paper in small pieces by themselves. Pass out little bowls of baby oil. Allow them to dip their cotton balls in the baby oil (carefully) and place them in their jar. (from Kara Jenkins, <http://ministry-to-children.com/anointing-of-jesus-lesson/>)*



The Church is Family Living God's Purposes



Passage

Matthew 6:5-13

Principle

The Lord's prayer reminds us of what the church is, it is God's family living God's Purposes

Introduction

Activity

Bible Reading:

The Lord's Prayer, pt. 1

Bible Reading:

Matt. 7:9-11

Bible Reading:

The Lord's Prayer, pt. 2

Review

Memory Verse

Activity

Introduction

We have learned a lot about how God has created us: God makes us to love Him and each other, He has given us our families to learn about that love. We have learned that God makes each of us unique with talents and abilities that are used to share God's love for others. God also made a beautiful world for us to wonder at and think about.

But what about church? What does church have to do with it? Is the church just a building? Allow students to answer.

Prompt: Show extras video Episode 7 Module 3: The Lord's Prayer

When you think of family, do you think of your brothers and sisters? How many people are in your family? Allow kids to answer.

Do you think of the people at church as your family?



Week 13 of 14

The Church is Family Living God's Purposes

Introduction

Activity

Bible Reading:
The Lord's Prayer, pt. 1

Bible Reading:
Matt. 7:9-11

Bible Reading:
The Lord's Prayer, pt. 2

Review Memory Verse

Activity

Activity

The Lord's Prayer gives us a picture of the church. The church is family living God's purposes. All of these people in your class are your brothers and sisters, including your teacher. It is the people that worship God that make up his Church.

Be the Church. *Have students stand in a square with their arms over their heads shaped like a roof. The students should be encouraged to make their bodies into windows and doors. As they are enjoying "being the church" remind them that the church is God's family living God's purposes (remember to let them laugh and enjoy this time).*

Bible Reading

The Lord's Prayer (Matthew 6:5-13) - part 1

Matthew 6:5-13 contains the Lord's Prayer. It shows us a lot about the God's purpose for the church.

Let's talk about it. **What does this tell us about the church?**

Matthew 6:5-13 (with hand motions and talking points)

Our Father in heaven (Have Students point towards heaven with their hands.)

God is our heavenly Father. Any person who has put their faith in Christ has God as their "daddy". We know we can trust God to be a good father.

hallowed be your name (have students do ASL sign for "holy" slide first 2 fingers of right hand out across open palm of left hand)

We know God is holy, and we should hallow or respect his name.

Your kingdom come (ASL sign for "come" begin by pointing up and then down to a spot in front of you – as if saying "get over here now!")

We want God's kingdom here on earth, we want others to know God and obey him.



Week 13 of 14

The Church is Family Living God's Purposes

Introduction

Activity

Bible Reading:
The Lord's Prayer, pt. 1

Bible Reading:
Matt. 7:9-11

Bible Reading:
The Lord's Prayer, pt. 2

Review
Memory Verse

Activity

Bible Reading (continued)

The Lord's Prayer (Matthew 6:5-13) - part 1

thy will be done on earth as it is in Heaven. (point down to "earth" and then up to heaven.)

Give us this day our daily bread

What do you think "our daily bread" is? Allow answers.

Do you think that is something that a Dad would provide? Jesus taught his disciples about what a good father is.

Bible Reading

Matthew 7:9-11

Or which one of you, if his son asks him for bread, will give him a stone? Or if he asks for a fish, will give him a serpent? If you then, who are evil, know how to give good gifts to your children, how much more will your Father who is in heaven give good things to those who ask him!

*Play the game **Giving Good Things** to illustrate the truth that God gives good gifts to his children.*

Materials needed: good gifts (snacks, lovely jewelry, special photographs, bread) and bad gifts (a rock, plastic snake, plastic bug).

Have the children ask you to give them one of the good gifts. When they ask, give them one of the bad gifts. Next have them ask for one of the bad gifts, instead give something good. God is a good father, he would not give us bad things when we asked for good, He cares for us and gives even better than we could.

We trust that God provides for us. Just as an earthly father is supposed to care for his children, our Heavenly Father wants to take care of us.



Week 13 of 14

The Church is Family Living God's Purposes

Introduction

Activity

Bible Reading:
The Lord's Prayer, pt. 1

Bible Reading:
Matt. 7:9-11

Bible Reading:
The Lord's Prayer, pt. 2

Review
Memory Verse

Activity

Bible Reading

The Lord's Prayer (Matthew 6:5-13) - part 2

And forgive us our debts, as we also have forgiven our debtors.
We trust that God forgives our sins and helps us forgive others.

And lead us not into temptation, but deliver us from evil.
Since we are exiles (our real home is in heaven) here on earth, we will face trials, hard things, painful things. But Jesus reminds us that God is with us and we can lean on Him for help.

God has provided us with a church family to do His Kingdom work on earth.

Review Memory Verse

Revelation 21:3-4 *And I heard a loud voice from the throne saying, "Behold, the dwelling place of God is with man. He will dwell with them, and they will be his people, and God himself will be with them as their God."*

Revelation 21:3-4 (with hand motions)

And I heard a loud voice from the throne saying, (hands behind ears as if listening)

"Behold, the dwelling place of God is with man. (point to heaven for God, and to earth for man)

He will dwell with them, and they will be his people, and God himself will be with them as their God." (form hands into a tent)

God's dwelling place is with his people both now and in the kingdom to come. God sent his Son as the payment for our sin. He has been preparing the way through all of time for his kingdom. The church is family to one another, and God uses us to live God's purposes in the world.



Week 13 of 14

The Church is Family Living God's Purposes

Introduction

Activity

Bible Reading:
The Lord's Prayer, pt. 1

Bible Reading:
Matt. 7:9-11

Bible Reading:
The Lord's Prayer, pt. 2

Review Memory Verse

Activity

Review Memory Verse (cont'd)

How can we show the world what it looks like to be a family in the Church? Answers could include: help each other, be kind to others that are visiting church for the first time, encourage each other during the week, get along in class.

What can we do this week to encourage our brothers and sisters?


Activity

Materials needed: notebook paper or blank pages to draw pictures.

Write letters to people in the church. Children should write letters to fellow "brothers and sisters" in the church. Remember, all who are involved in the church are a part of the body, not just those who are ministering.



Prolepsis- the representation or assumption of a future act or development as if presently existing or accomplished. We can safely say this is a bean plant although it is really only a bean sprout. Just as we can say this is a bean plant, we can also see God's coming kingdom now, and live it out in the world around us. His kingdom, not yet, now.



Memory Verse - Church

Revelation 21:3

And I heard a loud voice from the throne saying, "Behold, the dwelling place of God is with man. He will dwell with them, and they will be his people, and God himself will be with them as their God."



Memory Verse - Church

Revelation 21:3

And I heard a loud voice from the throne saying, "Behold, the dwelling place of God is with man. He will dwell with them, and they will be his people, and God himself will be with them as their God."



Memory Verse - Church

Revelation 21:3

And I heard a loud voice from the throne saying, "Behold, the dwelling place of God is with man. He will dwell with them, and they will be his people, and God himself will be with them as their God."



Memory Verse - Church

Revelation 21:3

And I heard a loud voice from the throne saying, "Behold, the dwelling place of God is with man. He will dwell with them, and they will be his people, and God himself will be with them as their God."



Memory Verse - Church

Revelation 21:3

And I heard a loud voice from the throne saying, "Behold, the dwelling place of God is with man. He will dwell with them, and they will be his people, and God himself will be with them as their God."



Memory Verse - Church

Revelation 21:3

And I heard a loud voice from the throne saying, "Behold, the dwelling place of God is with man. He will dwell with them, and they will be his people, and God himself will be with them as their God."



Memory Verse - Church

Revelation 21:3

And I heard a loud voice from the throne saying, "Behold, the dwelling place of God is with man. He will dwell with them, and they will be his people, and God himself will be with them as their God."



Memory Verse - Church

Revelation 21:3

And I heard a loud voice from the throne saying, "Behold, the dwelling place of God is with man. He will dwell with them, and they will be his people, and God himself will be with them as their God."



Memory Verse - Church

Revelation 21:3

And I heard a loud voice from the throne saying, "Behold, the dwelling place of God is with man. He will dwell with them, and they will be his people, and God himself will be with them as their God."





The Church is the People of God Living the Kingdom Now

Passage

Revelation 21:1-5

Principle

As God's people, we are living the memory of Christ (anamnesis) and the "not yet now" (prolepsis). Though we know the ending to God's story, we exist to help us to live God's kingdom here on earth.

■ Vocabulary

Activity

Bible Reading:
Rev. 21:3-5

Review
Memory Verse

Activity

Vocabulary

So far we have learned that we are exiles in this world, that our true home is with God in heaven. But God hasn't left us here on earth to just "scrape by" on our own. God gave us families, his commands and order, love, and wonder. He also gives us the church on earth to help us live God's Kingdom here on earth.

Let's talk about two difficult words:

Anamnesis (an-am-nee-sis): remembering or recalling to mind God's saving deeds

Prolepsis (pro-lep-sis): the representation or assumption of a future act or development as if presently existing or accomplished

Do those words make sense to you?



Week 14 of 14

The Church is the People of God Living the Kingdom Now

Vocabulary

Activity

Bible Reading:
Rev. 21:3-5

Review
Memory Verse

Activity

Vocabulary (continued)

Prompt: Watch "Anamnesis and Prolepsis" on the FLOW Extras disk, Episode 7, Module 2

The present is the yet to be,
Unwrapped and Gifted mystery,
Of future days that all can see unfolding in the now.
What in the future, by and by
Is present now will testify
Amen, I say the Groom is nigh
And coming not yet now, not yet now.

Does this song help you understand more?

It is like a book: If I began a book and only read to page two, would you know the end of the story? How about the middle? No, but we know the book has a middle and an end. The book has a past, present, and future. What has happened until page two, you know. What is happening in the present you are learning. What is happening in the future, this is mysterious. But the whole story is available to you right now!

This is Prolepsis: the not yet now!

Activity

Read a book. Start at the beginning, but after you've read 2/3 of the way through, stop.

Prompt: Do you have a book that you can read over and over? Do you have a movie you can watch again and again? Why do you enjoy entering into a story if you already know the end? Allow students to answer.



Week 14 of 14

The Church is the People of God Living the Kingdom Now

Vocabulary

Activity

Bible Reading:
Rev. 21:3-5

Review
Memory Verse

Activity

Activity (continued)

Last week we learned about what the Church is. The Lord’s Prayer shows us that the Church is family living God’s purposes. We pray to “Our Father in Heaven” and pray that His kingdom will come. We look into the future and want Jesus to be King and return to earth and make everything right. But at the same time, we are praying to live right now as if the Kingdom were here - right now. We want to serve, and love, and give like Jesus did so that others will get a peek at Jesus’ kingdom. This is another definition of Church: the Church is the people of God living the kingdom now.

Would you like me to read the end of the book I just read? Read the end of the book. John, Jesus’ disciple, had a vision (wide awake dream) of Jesus’ future kingdom, and the end of the story of the Bible, where God restores all things to himself. He got to see the end of the story:

Bible Reading

Revelation 21:1-5

Then I saw a new heaven and a new earth, for the first heaven and the first earth had passed away, and the sea was no more. And I saw the holy city, new Jerusalem, coming down out of heaven from God, prepared as a bride adorned for her husband. And I heard a loud voice from the throne saying, ‘Behold, the dwelling place of God is with man. He will dwell with them, and they will be his people, and God himself will be with them as their God. He will wipe away every tear from their eyes, and death shall be no more, neither shall there be mourning, nor crying, nor pain anymore, for the former things have passed away.’ And he who was seated on the throne said, “Behold, I am making all things new.” Also he said “Write this down for these words are trustworthy and true.”

Dwell: to remain for a time, to live as a resident

Abide: to continue in a place

continued »



Week 14 of 14

The Church is the People of God Living the Kingdom Now

Vocabulary

Activity

Bible Reading:
Rev. 21:3-5

Review
Memory Verse

Activity

Bible Reading (continued)

Revelation 21:3-5

What is it like to live in Jesus' kingdom? Allow students to answer. Do you think you would like to live there? There will be no more crying or pain. Tell me about a time that made you cry. Allow students to answer. Have you ever had a time when you were in pain? Allow students to answer. There will be no crying or pain, but best of all, GOD will abide (live) with us! God lived with us two times before:

1. In the beginning...yes, way back at the beginning of the world. God lived in the garden with Adam and Eve. **But then what happened? We sinned, we ate the fruit we took something that wasn't ours.** But God promised a Savior! **Who was that?**
2. When Jesus came to earth he was called Immanuel meaning "God with us." He came to be our savior. He healed, and taught, and suffered and died, then he rose again and ascended into heaven, where he sits at God's right hand.

We know that God has dwelt with us in the past, and we know that ultimately God will live amongst his people again. But what about right now? We are living in God's story right now.

The Church is God's People Living the Kingdom now.

Review Memory Verse

Revelation 21:3-4 *And I heard a loud voice from the throne saying, "Behold, the dwelling place of God is with man. He will dwell with them, and they will be his people, and God himself will be with them as their God."*



Week 14 of 14

The Church is the People of God Living the Kingdom Now

Vocabulary

Activity

Bible Reading:
Rev. 21:3-5

Review
Memory Verse

Activity

Review Memory Verse (cont'd)

Revelation 21:3-4 (with hand motions)

And I heard a loud voice from the throne saying, (hands behind ears as if listening)

"Behold, the dwelling place of God is with man. (hands like a tent)

He will dwell with them, and they will be his people (start with hands far apart and bring them together as in prayer)

and God himself will be with them as their God." (point to the sky)

Activity

Focus on the concept of living in God's Kingdom now through our gifts and talents.

Prolepsis Plant

Materials needed: Solo or Styrofoam cups (one for each child), Potting Soil, Bean seeds, Water, picture book to read

An acorn is an acorn but contains all of the things needed to become an oak tree. The acorn is an oak tree already in potentiality, but not yet in reality. Just the same way, we are living God's kingdom already, but not yet. Today we are going to plant a bean plant.

Hold up a seed.

This is a bean plant, it contains all of the necessary things to become a bean plant, but it is also not yet a bean plant. Let's put it in these containers with some soil, and water them, we will then have a bean plant. We will call it our Prolepsis Plant.



God Made Us to Bless the World

3RD - 6TH

.....

14-WEEK Series

Passage

Jeremiah 29:4-14

Principle

God told the Israelites to be a blessing during their exile, in that same way, we can be blessings to others here on earth even though our home is in heaven.

Activity

Vocabulary

Activity

Memory Verse

Bible Look Up:
The Story of Daniel

Bible Look Up:
Jer. 29:4-7

Bible Look Up:
Jer. 29:11 and
Jer. 32:37-38

Review
Memory Verse

Prayer
Requests

Activity

With permission, take your students on a journey, take them quietly through the church and away from the classroom, if possible, do part of the lesson "In exile." Once the students learn, what an exile is, you could return to your class, or do your whole lesson "in exile."

Vocabulary

Oikonomia (Oy-kon-om-ee'-ah): House management or stewardship; how our spheres of life - Family, Church, personal relationships - fit into God's economy for the world.

Welfare: the health, happiness, and fortunes of a person or group



Week 1 of 14



God Made Us to Bless the World

Activity

Vocabulary

Activity

Memory Verse

Bible Look Up:
The Story of
Daniel

Bible Look Up:
Jer. 29:4-7

Bible Look Up:
Jer. 29:11 and
Jer. 32:37-38

Review
Memory Verse

Prayer
Requests

Activity

Prompt: Watch Evan on the extras disk Episode 1 Module1 “The Letter”

The Israelites were God’s special people who worshiped only Him as the One, True God. Evil kings led the nation of Israel away from God. As a result, Israel was invaded by enemy nations and Jerusalem was destroyed. It was a very sad time for the Israelites. They lost their homes. They lost their Temple. They had to leave their own country and travel far away to live in Babylon. They were in **exile**. But the prophet Jeremiah encouraged the Israelites:

Memory Verse

Jeremiah 29:7 *But seek the welfare of the city where I have sent you into exile, and pray to the Lord on its behalf, for in its welfare, you will find your welfare.*

Prompt: *Have you ever moved to a new place? Or have you ever had to go someplace new, where you didn’t know anyone? How did you feel?*

This week we will be talking about the Israelites, when they were taken captive and were exiles in Babylon.

What is an exile? A person forced to leave their country and made to live in another country.

For this next section of Bible Look Up, have the kids look up the verses on their own. They will love the freedom to explore; remember to be patient.



Week 1 of 14



God Made Us to Bless the World

Activity

Vocabulary

Activity

Memory Verse

Bible Look Up:
The Story of Daniel

Bible Look Up:
Jer. 29:4-7

Bible Look Up:
Jer. 29:11 and Jer. 32:37-38

Review
Memory Verse

Prayer
Requests

Bible Look Up The Story of Daniel

King Nebuchadnezzar took many young men who were wise, good looking, and had courtly manners and brought them to his palace (Daniel 1:4-7).

What were some of the names of the exiles? Daniel, Hananiah, Mishael, and Azariah – their Hebrew names, or Belteshazzar, Shadrach, Meshach and Abednego – their Babylonian names. **How would you have felt in this situation, away from your home, everything you ever knew? Let the kids go around the room and answer. Would you have been afraid? Would you be angry at being taken away from your home and family, and given new names? How would your spend your time?** Daniel, Shadrach, Meshach and Abednego showed the Babylonians that though they could not take part in everything that Babylon had to offer, they would do their best to serve the king. God gave the four men wisdom and understanding, and they served Nebuchadnezzar. They sought the welfare of their new city.

How did God expect the Israelites to behave in Exile? What was his Oikonomia for living in a foreign country?

Bible Look Up Jeremiah 29:4-7

Thus says the Lord of hosts, the God of Israel to all the exiles whom I have sent into exile from Jerusalem to Babylon: Build houses and live in them; plant gardens and eat their produce. Take wives and have sons and daughters; take wives for your sons, and give your daughters in marriage, that they may bear sons and daughters; multiply there and do not decrease. But seek the welfare of the city where I have sent you into exile, and pray to the Lord on its behalf, for in its welfare you will find your welfare.

continued »



Week 1 of 14



God Made Us to Bless the World

Activity

Vocabulary

Activity

Memory Verse

Bible Look Up:
The Story of Daniel

Bible Look Up:
Jer. 29:4-7

Bible Look Up:
Jer. 29:11 and Jer. 32:37-38

Review
Memory Verse

Prayer
Requests

Bible Look Up (continued)

Jeremiah 29:4-7

God wanted the Israelites to build houses, get married, have children, and seek the welfare of the city.

The Israelites would not be exiles forever, but God had a job for them even when they were in exile.

Bible Look Up

Jeremiah 29:11 and Jeremiah 32:37-38

Jeremiah 29:11 *For I know the plans I have for you declares the LORD, plans for welfare and not for evil, to give you a future and a hope.*

Jeremiah 32:37-38 *Behold I will gather them from all the countries to which I drove them in my anger and my wrath and in great indignation. I will bring them back to this place, and I will make them dwell in safety. And they shall be my people and I will be their God.*

What do you think about being called an exile? Remember what being an exile means: to be forced to leave your country and be made to live in another country. **Why is a follower of Jesus also an exile?**

Have the kids look-up **Philippians 3:20** *But our citizenship is in heaven and from it we await a Savior the Lord Jesus Christ.*

Heaven is the country where we belong and where we will join Jesus one day. That makes us exiles living here on earth. **What does God want us to do with our lives until we go to Heaven?** Does he want us to wait around? Stay in bed? Plant a garden?...



Week 1 of 14



God Made Us to Bless the World

Activity

Vocabulary

Activity

Memory Verse

Bible Look Up:
The Story of Daniel

Bible Look Up:
Jer. 29:4-7

Bible Look Up:
Jer. 29:11 and Jer. 32:37-38

Review
Memory Verse

Prayer
Requests

Review Memory Verse

Jeremiah 29:7 (with hand motions)

But seek the welfare of the city where I have sent you into exile...
(ASL sign for “seek,” one hand next to eyes as if holding a pair of binoculars, bring hand around face)

and pray to the Lord on its behalf
(hands folded as if in prayer)

for in its welfare, you will find your welfare
(ASL sign for “good,” right hand palm toward mouth bring forward and down to left hand palm facing upward)

God made us to bless the world!

Prompt: *What does seeking the welfare of the city mean?*

How do we seek the welfare of the city? Some ideas: we can seek the welfare of our city through our families, our work, our creative service, our hospitality, the wisdom that comes from God and the wonder of the world. We can also be part of God’s Oikonomia for the world, seeking the welfare of our city through His church. We come to church to learn God’s word and seek together to obey it. Talk with your parents about how you can seek the welfare of your city.

Prayer Requests

One way that we care for each other in our church community is that we pray for one another. Remember to pray for the welfare of your city.

TEACHER’S NOTE: *Have a notebook ready to record the requests. You’ll be able to pray for kids at home and have a diary of the years’ prayer requests.*

Memory Verse - Exile

Jeremiah 29:7

But seek the welfare of the city where I have sent you into exile, and pray to the Lord on its behalf, for in its welfare, you will find your welfare.



Memory Verse - Exile

Jeremiah 29:7

But seek the welfare of the city where I have sent you into exile, and pray to the Lord on its behalf, for in its welfare, you will find your welfare.



Memory Verse - Exile

Jeremiah 29:7

But seek the welfare of the city where I have sent you into exile, and pray to the Lord on its behalf, for in its welfare, you will find your welfare.



Memory Verse - Exile

Jeremiah 29:7

But seek the welfare of the city where I have sent you into exile, and pray to the Lord on its behalf, for in its welfare, you will find your welfare.



Memory Verse - Exile

Jeremiah 29:7

But seek the welfare of the city where I have sent you into exile, and pray to the Lord on its behalf, for in its welfare, you will find your welfare.



Memory Verse - Exile

Jeremiah 29:7

But seek the welfare of the city where I have sent you into exile, and pray to the Lord on its behalf, for in its welfare, you will find your welfare.



Memory Verse - Exile

Jeremiah 29:7

But seek the welfare of the city where I have sent you into exile, and pray to the Lord on its behalf, for in its welfare, you will find your welfare.



Memory Verse - Exile

Jeremiah 29:7

But seek the welfare of the city where I have sent you into exile, and pray to the Lord on its behalf, for in its welfare, you will find your welfare.



Memory Verse - Exile

Jeremiah 29:7

But seek the welfare of the city where I have sent you into exile, and pray to the Lord on its behalf, for in its welfare, you will find your welfare.





We are Made to be Gift Givers

3RD - 6TH

14-WEEK Series

Passage

Genesis 1, James 1:17

Principle

God gave us creation and salvation as a gift, because we are made in the image of God we are made to be gift givers.

Activity

Memory Verse

Bible Look Up: James 1:17

Bible Look Up: The Creation Story

Bible Look Up: Rom. 3:23

Bible Look Up: Rom. 3:24

Review Memory Verse

Activity

Activity

Prompt: Have students watch Evan on "All Is Gift" in extras, episode 1 session 2.

Memory Verse

Ephesians 2:10 *For we are his workmanship, created in Christ Jesus for good works, which God prepared beforehand, that we should walk in them.*

Prompt: What is the best gift you have ever received?

What is the best gift you have ever been given?

Bible Look Up

James 1:17

Every good gift and every perfect gift is from above, coming down from the Father of lights, with whom there is no variation or shadow due to change.

All of our good gifts come from God. Our first Gift from God is Creation. Did we do anything to help God create the world? No it is a GIFT!



Week 2^{of} 14



We are Made to be Gift Givers

Activity

Memory Verse

Bible Look Up:
James 1:17

Bible Look Up:
The Creation
Story

Bible Look Up:
Rom. 3:23

Bible Look Up:
Rom. 3:24

Review
Memory Verse

Activity

Bible Look Up

The Creation Story (Genesis 1)

Read Genesis 1:3-5. God created light - GIFT!

Read Genesis 1:6-8. God divided the waters - GIFT!

Read Genesis 1:9-13. God created the dry land and plants - GIFT!

Read Genesis 1:14-19. God created the sun moon and stars - GIFT!

Read Genesis 1:20-23. God created birds and fish - GIFT!

Read Genesis 1:24-31. God created animals and man - GIFT! God created man and woman in his own image, and they a relationship with him - GIFT! God created the Garden of Eden - GIFT!

God gave them every tree in the garden to eat from, except one. **What was the one thing in the garden that wasn't a gift? The fruit from the Tree of the Knowledge of Good and Evil**

We took it anyway! We took something that wasn't a gift. So our sin removed us from God, and sin and death infected all of creation.

Bible Look Up

Romans 3:23

For all have sinned and fall short of the glory of God.

And now we were stuck.

We had been given everything as a gift! And now there was only sin and death. And still God had a plan to give. He promised Adam and Eve that someday, God would send a Savior, who would take away the punishment and guilt of sin.



Week 2^{of} 14



We are Made to be Gift Givers

Activity

Memory Verse

Bible Look Up:
James 1:17

Bible Look Up:
The Creation
Story

Bible Look Up:
Rom. 3:23

Bible Look Up:
Rom. 3:24

Review
Memory Verse

Activity

Bible Look Up

Romans 3:24

...and are justified by his grace as a gift, through the redemption that is in Christ Jesus.

God gave himself as a gift! He sent Jesus. Jesus lived and did many signs and wonders, and then he died, he died to sacrifice himself for everyone so we could be restored to a relationship with God. He was raised again, and now is in heaven waiting for all of those who trust in Him. Christ was the greatest gift!

God is a wonderful gift giver, He gives good and perfect gifts.

Prompt: Let's talk about this morning, just as you got ready for church....Did you receive any gifts? More than likely everyone will answer no. You probably didn't, but let's look more closely:

- Did you give yourself air to breathe? You didn't? Then it is a gift.
- Did you work and pay for the clothes you are wearing? No? Then your clothing is a gift.
- Did you grow the food that you ate this morning for breakfast? Did you create the things we eat for food? No? Then it is a gift.
- Did you create your friends, and your teacher, so that we could have class today? No? Then you have received a gift!

Let's see if we can name any more gifts that we have received this morning, and that we continue to receive, even though we haven't earned them. Examples would be the sun, moon, and stars, the seasons, morning and evening, the wildlife, gifts that the creativity of others gave, architecture, builders, artists, etc.

God made us to be gift givers too! Because we are made in God's image, we are gift givers, just like He is.

What types of gifts can we give the world? Teachers, we are talking here about our good works that we can give the world, not necessarily Spiritual Gifts.



Week 2^{of} 14



We are Made to be Gift Givers

Activity

Memory Verse

Bible Look Up:
James 1:17

Bible Look Up:
The Creation
Story

Bible Look Up:
Rom. 3:23

Bible Look Up:
Rom. 3:24

Review
Memory Verse

Activity

Review Memory Verse

Ephesians 2:10 (with hand motions)

For we are his workmanship, (ASL sign for make, put fists on top of one another, twist both fists)

created in Christ Jesus for good works, (ASL sign for Jesus, touch the tip of the middle finger into the palm of the other open hand, do the same to the second hand)

which God prepared beforehand, that we should walk in them. (ASL sign for walk, place hands in front of you palms down, and move up and down as if your hands are walking)

Practice: We can be a gift to each other. What are some good works you can do this next week for those around you, your parents, siblings and classmates? We are made to be gift givers!

Activity

Giving Good Gifts to show that God has created them for good works.

Materials needed: Good work cards, Bad actions cards, holiday bows

Directions: In a box or paper bag write actions on index cards. Some of these actions will be positive and some will be negative. The students will take an action from the box "Obeying at home", and decide if it is a good gift or not. If it is a good gift, the student will put a bow on it, and be able to take it home and work on it. In this case the child would put a bow on the gift. Some ideas for good gifts would be as follows: Sharing my toys, reading a book to my sister, doing my chores without complaining, being kind to someone in my class, writing my grandpa a letter, picking up my things without being told, using kind words, using a soft voice when I am angry, not complaining about screen time. For bad works, make them general such as kicking, screaming, fighting, complaining, being sloppy with my work, pouting, etc.



God Blesses Families to be a Blessing

3RD - 6TH

14-WEEK Series



Passage

Genesis 12:1-6; 17:7



Principle

Just as God used Abraham's family to bless the entire world, he can bless our families to be a blessing.

Memory Verse

Vocabulary

Bible Look Up:
Gen. 12:1-3

Bible Look Up:
Gen. 12:4-6

Bible Look Up:
Gen. 17:7

Bible Look Up:
Deut. 6:6-7

Review
Memory Verse

Memory Verse

Mark 12:30-31 *And you shall love the Lord your God with all your heart and with all your soul, and with all your mind and with all your strength. The second is this: You shall love your neighbor as yourself. There is no other commandment greater than these.*

Vocabulary

Covenant: a formal and serious agreement or promise

Offspring: a person's child

Generations: a group of people born and living during the same time (in this case it is throughout their generations, any generations to follow).

Prompt: *Watch the Team Z video from Extras disc, Episode 2, Module 2*

Does the Z family think they are special? No, they are just a regular family that made it their task to bless each other, and the people around them.

Today we are going to study another family that God blessed so they could bless others. We will be studying Abram.



Week 3^{of} 14



God Blesses Families to be a Blessing

Memory Verse

Vocabulary

Bible Look Up:
Gen. 12:1-3

Bible Look Up:
Gen. 12:4-6

Bible Look Up:
Gen. 17:7

Bible Look Up:
Deut. 6:6-7

Review
Memory Verse

Bible Look Up

Genesis 12:1-3

Now the LORD said to Abram, "Go from your country and your kindred and your father's house to the land that I will show you. And I will make of you a great nation, and I will bless you and make your name great, so that you will be a blessing. I will bless those who bless you, and him who dishonors you I will curse, and in you all the families of the earth shall be blessed."

What would your response be if God spoke to you directly and told you to obey and you will be blessed? Let the students answer.

Abram went!

Bible Look Up

Genesis 12:4-6

So Abram went, as the LORD had told him, and Lot went with him. Abram was seventy-five years old when he departed from Haran. And Abram took Sarai his wife, and Lot his brother's son, and all their possessions that they had gathered, and the people that they had acquired in Haran, and they set out to go to the land of Canaan.

Did Abram obey God? How old was he when he left his home to go to Canaan?

After Abram went to Canaan, God made a promise to Abram again!



Week 3^{of} 14



God Blesses Families to be a Blessing

Memory Verse

Vocabulary

Bible Look Up:
Gen. 12:1-3

Bible Look Up:
Gen. 12:4-6

Bible Look Up:
Gen. 17:7

Bible Look Up:
Deut. 6:6-7

Review
Memory Verse

Bible Look Up

Genesis 17:7

And I will establish my covenant between me and you and your offspring after you throughout their generations for an everlasting covenant, to be God to you and your offspring after you.

Did God keep his promise to give Abraham many descendants?

Yes! We remember that God Gave Abraham a son named Isaac.

God has a special love for families. His design for the family, how parents love their children and children love their parents is the first place we learn about what His love means. He desires that parents love Him and follow His commands and teach their children to love and serve Him.


Over 400 years later God commanded Abraham's great, great (many greats!) grandchildren the Israelites with these words:

Bible Look Up

Deuteronomy 6:6-7

Hear, O Israel: The LORD our God, the LORD is one. You shall love the LORD your God with all your heart and with all your soul and with all your might. And these words I command you today shall be on your heart. You shall teach them diligently to your children, and shall talk of them when you sit in your house, and when you walk by the way, and when you lie down and when you rise.

Jesus Repeats these instructions to us in the New Testament:



Week 3^{of} 14



God Blesses Families to be a Blessing

Memory Verse

Vocabulary

Bible Look Up:
Gen. 12:1-3

Bible Look Up:
Gen. 12:4-6

Bible Look Up:
Gen. 17:7

Bible Look Up:
Deut. 6:6-7

Review
Memory Verse

Review Memory Verse

Mark 12: 30-31 *And you shall love the Lord your God with all your heart and with all your soul, and with all your mind and with all your strength. The second is this: You shall love your neighbor as yourself. There is no other commandment greater than these.*

How does your family help you to Love the Lord your God with all of your heart, soul and mind? Bring me to church, read the Bible, help me to understand God better, tell me about Jesus.

Can you practice the second part of the commandment at your own house? What are some ways God can use you to be a blessing to your family?

But what about that promise to Abraham? Did God keep it? Yes, he did! Through the Israelites God sent His Son Jesus, who suffered and died so that we might be saved. God did not just provide for the salvation of the Israelite people, but gave His Son for all people of the earth. God promised to bless Abraham's family to be a blessing to others (see the genealogy of Christ in Matthew 1).

What are some ways your family could be a blessing to others?



Week 3^{of} 14



God Blesses Families to be a Blessing

Memory Verse

Vocabulary

Bible Look Up:
Gen. 12:1-3

Bible Look Up:
Gen. 12:4-6

Bible Look Up:
Gen. 17:7

Bible Look Up:
Deut. 6:6-7

**Review
Memory Verse**

Review Memory Verse (cont'd)

Mark 12:30-31 (with hand motions)

And you shall love (cross wrists across chest)

the Lord your God (point up)

with all your heart (cross wrists across chest)

and with all your soul, (cross wrists across chest)

and with all your mind (point to your head)

and with all your strength. (make strong man arms)

The second is this: (hold up 2 fingers)

You shall love your neighbor (cross wrists across chest)

as yourself. (point to self)

There is no other commandment greater than these. (shake your finger "no")

God blesses families to be a blessing!



God Helps Us Keep Our Promises

3RD - 6TH

14-WEEK Series

Passage

Book of Ruth

Principle

Because God is a promise-keeping God, we know He can help us to keep our promises.

- Memory Verse
- Vocabulary
- Introduction
- Bible Look Up: Ruth's Story
- Bible Look Up: Boaz and Ruth
- Bible Look Up: Boaz and Ruth Get Married
- Review Memory Verse

Memory Verse

Mark 12:30-31 *And you shall love the Lord your God with all your heart and with all your soul, and with all your mind and with all your strength. The second is this: You shall love your neighbor as yourself. There is no other commandment greater than these.*

Vocabulary

Promise: a statement telling someone that you will definitely do something or that something will definitely happen in the future

Glean: to gather grain or other material that is left after the main crop has been gathered

Redeemer: a person who brings goodness, honor, etc., to something
again: a person who redeems (or buys back) something.

Prompt: *Do we need to keep our Promises? Why is it Important?*

What is a promise? What could someone promise that they could not possibly keep? Turn the sun purple; give everyone a million dollars; take you to Disneyland every day.



Week 4^{of} 14



Gos Helps Us Keep Our Promises

Memory Verse

Vocabulary

Introduction

Bible Look Up:
Ruth's Story

Bible Look Up:
Boaz and Ruth

Bible Look Up:
Boaz and Ruth
Get Married

Review
Memory Verse

Vocabulary (continued)

It is easy for us not to believe those types of promises. But sometimes people make promises that they should keep, but don't really mean to keep them. ***How did you feel when someone let you down by not keeping their promise to you?***

Introduction

Last week, we learned how God made families to show His love for the world. God chose a family, Abraham's family, to be a blessing to the world. Abraham's family became the Israelites, God's special people who worshiped the One, True God. God made a covenant, a special promise with the Israelites that He would love them forever and He would be their God. He would never leave them or forsake them. (Deuteronomy 31:8) God always keeps his promises.

God wants us to keep our promises too.

We promise to love and honor (respect) our parents. When we are older, we may promise to love another in marriage. God's design for marriage is to show how people can keep promises to one another like God keeps His promises to us. **God helps us keep our promises!**

Today we will learn about some special people in God's Word who made and kept promises to one another.



Week 4^{of} 14



Gos Helps Us Keep Our Promises

Memory Verse

Vocabulary

Introduction

Bible Look Up:
Ruth's Story

Bible Look Up:
Boaz and Ruth

Bible Look Up:
Boaz and Ruth
Get Married

Review
Memory Verse

Bible Look Up Ruth's Story

Read Ruth 1:1-5. Let's look at what was happening in this story.

- There was a famine in Judah, so an Israelite man took his wife and two sons to a neighboring country of Moab. Elimilech was the father's name, Naomi was the mother's name, and the boys' names were Mahlon and Chilion.
- Elimilech the father dies, and the Sons marry Moabite women, the women's names are Orpah, and Ruth.
- Both of Naomi's boys die, leaving her in a foreign country with no husband, no sons, and no way to provide for herself.

Read Ruth 1:6-18. Let's look at what is happening here.

- Naomi decides to leave Moab and go back to Judah, because she heard that the LORD had given his people food.
- Naomi tells her daughters in law to go back to their own houses, because she has nothing to offer them.
- Orpah goes back to her Moabite house, but Ruth stays with Naomi and makes a promise, *"Do not urge me to leave you or to return from following you, For where you go I will go, and where you lodge I will lodge. Your people shall be my people, and your God my God. Where you die I will die, and there will I be buried. May the LORD do so to me and more also if anything but death parts me from you."* (Ruth 1:16-17)
- Naomi takes Ruth with her to Judah, with no help, no husband, and no hope.



Week 4^{of} 14



Gos Helps Us Keep Our Promises

Memory Verse

Vocabulary

Introduction

Bible Look Up:
Ruth's Story

Bible Look Up:
Boaz and Ruth

Bible Look Up:
Boaz and Ruth
Get Married

Review
Memory Verse

Bible Look Up (continued)

Ruth's Story

Read Ruth 2:2-3. Because they had no way of providing for themselves, Ruth offers to glean in the fields of Boaz. Boaz was Naomi's husband's relative. Ruth is keeping her promise. She is concerned for Naomi's welfare. Boaz notices Ruth and her hard work and asks the young man who is in charge of the reapers, who this woman is.

Bible Look Up

Boaz and Ruth

Read Ruth 2:8-13. Boaz tells Ruth to continue to glean among His fields. He tells her to help herself to the same water the other reapers are using. Ruth falls to the ground and says "Why have I found favor in your eyes, that you should take notice of me, since I am a foreigner?" In this time in history, anyone from another country was looked upon with suspicion, and was thought of as unclean.

Boaz responds that it is because of Ruth's faithfulness to Naomi that she has found favor. He tells her he has heard how she has left her country and has come to the land of Judah with Naomi. Boaz desires that "The LORD repay you for what you have done, and a full reward be given you by the LORD, the God of Israel, under whose wings you have come to take refuge."



Week 4^{of} 14



Gos Helps Us Keep Our Promises

Memory Verse

Vocabulary

Introduction

Bible Look Up:
Ruth's Story

Bible Look Up:
Boaz and Ruth

Bible Look Up:
Boaz and Ruth
Get Married

Review
Memory Verse

Bible Look Up Boaz and Ruth Get Married

Ruth Continues to Keep Her Promise

Boaz made Ruth's life easier by telling the reapers to leave out extra grain from the sheaves for Ruth to glean. She continued gleaning in Boaz's field until the barley harvest was over. **Boaz acted as a kinsman redeemer and married Ruth.**

Ruth 4:13-17. Ruth kept her promise to Naomi, and God blessed her. God was also in the business of keeping His promise, and Ruth became the great-grandmother of King David. It is through the far off great-grandson of King David, that God kept his promise of redeeming the world, through His son Jesus Christ.

Practice: Can God help you keep the promises you make to others?

Can he help you to obey your parents?

Can you keep your word to friends even though it is hard?

Can God help your parents keep their promises to each other?

Let's practice keeping our promises to each other.



Week 4^{of} 14



Gos Helps Us Keep Our Promises

Memory Verse

Vocabulary

Introduction

Bible Reading:
Ruth's Story

Bible Reading:
Boaz and Ruth

Bible Reading:
Boaz and Ruth
Get Married

Review
Memory Verse

Review Memory Verse

Mark 12:30-31 (with hand motions)

And you shall love (cross wrists across chest)

the Lord your God (point up)

with all your heart (cross wrists across chest)

and with all your soul, (cross wrists across chest)

and with all your mind (point to your head)

and with all your strength. (make strong man arms)

The second is this: (hold up 2 fingers)

You shall love your neighbor (cross wrists across chest)

as yourself. (point to self)

There is no other commandment greater than these. (shake your finger "no")



Our Work is a Gift to the World

3RD - 6TH

14-WEEK Series



Passage

Genesis 39:1-6,22-23; 41:41, 46-49,57



Principle

When we do our work well for God, it is a gift to others as well.

Memory Verse

Activity

Activity

Bible Look Up:
The Story of Joseph

Bible Look Up:
Gen. 39:22-23

Bible Look Up:
Joseph in Egypt

Review
Memory Verse

Activity

Memory Verse

Colossians 3:23 *Whatever you do, work heartily, as for the Lord and not for men, knowing that from the Lord you will receive the inheritance as your reward. You are serving the Lord Christ.*

Activity


Watch "The Ungiving Tree" from the FLOW extras video, Episode 3, module 2. Guide them to the principle that God made us to be gift givers in our work.

Activity

Read Shel Silverstein's "The Giving Tree"

Prompt: *How was the tree in the book different than the one read in the video? What does this tree have to give? Fruit, leaves, wood, all that it had left - the stump. Why do you think God made trees? What do you and a tree have in common? Or, how are you like a tree? God made you for a purpose too! To share your gifts with the world.*

Prompt: *What do you want to be when you grow up? Let us talk about a man who used his work as a gift to those around him.*



Week 5 of 14



Our Work is a Gift to the World

Memory Verse

Activity

Activity

Bible Look Up:
The Story of Joseph

Bible Look Up:
Gen. 39:22-23

Bible Look Up:
Joseph in Egypt

Review
Memory Verse

Activity

Bible Look Up

The Story of Joseph (Genesis 39:1-6)

Joseph was sold into slavery by his brothers, he was sold to a man named Potiphar an officer in Pharaoh's Army. Being a slave was obviously not Joseph's dream job, but he worked hard, and God was with him. The LORD was with Joseph, and he became a successful man and he was in the house of his Egyptian master. Joseph did his work, and God blessed it. Potiphar noticed that God was with Joseph, and that the work which he did was beneficial to his house. Potiphar entrusted the management of his entire house to the care of Joseph. Joseph was using his work as a gift to his master. Unfortunately, Potiphar's wife lied about Joseph, and he was sent to prison. Still, Joseph used his work as a gift to those around him.

Bible Look Up

Genesis 39:22-23

And the keeper of the prison put Joseph in charge of all the prisoners who were in the prison. Whatever was done there, he was the one who did it. The keeper of the prison paid no attention to anything that was in Joseph's charge, because the LORD was with him. And whatever he did the LORD made it succeed.

Again, God used Joseph's work to bless others. The keeper of the prison put all things into Joseph's care.

God gave Joseph the interpretation of dreams, and again Joseph used his gifts and his work to give to others. Eventually, God helped Joseph to interpret Pharaoh's dream, and Joseph was given more work to do.



Week 5 of 14



Our Work is a Gift to the World

Memory Verse

Activity

Activity

Bible Look Up:
The Story of Joseph

Bible Look Up:
Gen. 39:22-23

Bible Look Up:
Joseph in Egypt

Review
Memory Verse

Activity

Bible Look Up Joseph in Egypt

Genesis 41:41 *And Pharaoh said to Joseph, "See, I have set you over all the land of Egypt."*

Through Joseph's God-given wisdom and planning, and his work, God blessed the country of Egypt so that they would have food during the seven years of Famine (**Genesis 41:46-49**).

God is using Joseph's work in a foreign land to provide for all of Joseph's family.

Genesis 41:57 *Moreover, all the earth came to Egypt to Joseph to buy grain because the famine was severe all over the earth.*

Even Joseph's brothers came to buy grain, and eventually the whole tribe of Israel moved to Egypt with the permission of the Pharaoh. Instead of being angry at his brothers, Joseph told them... "And now do not be distressed or angry with yourselves because you sold me here, for God sent me before you to preserve life...so it was not you who sent me here, but God."

God used Joseph's work as a gift to others. Our work can be a gift to others.

Can you think of people who bless our lives with their gift of work? *These answers can include almost any job, from the man who sets the sprinklers in the park, to the firemen and policemen and teachers, encourage your students to see how God uses each person's work to benefit others.*

How many of you have work you have to do at home? Chores or things you do to help your family? Our Bible verse for this week helps us to remember to do our work for God and not just for men. If we are waiting for others to notice, we may never get a "good job" or a gold star, but if we are working to please God as Joseph did, we can know that God is using our work as a gift to others.



Week 5 of 14



Our Work is a Gift to the World

Memory Verse

Activity

Activity

Bible Look Up:
The Story of Joseph

Bible Look Up:
Gen. 39:22-23

Bible Look Up:
Joseph in Egypt

Review
Memory Verse

Activity

Review Memory Verse

Colossians 3:23 *Whatever you do, work heartily, as for the Lord and not for men, knowing that from the Lord you will receive the inheritance as your reward. You are serving the Lord Christ.*

Activity

The “Creative Service” Tree coloring sheet

Materials Needed: “Creative Service” Tree coloring page, washable ink pad or washable markers for making leaf shapes, and baby wipes for clean up.

Directions: Use a washable ink pad or washable marker and have students put leaves on the Creative Service Tree. Explain that just as their fingerprints are all different, God has different ways for them to serve the world. Our work is a gift to the world.

Memory Verse - Creative Service

Colossians 2:23

Whatever you do, work heartily, as for the Lord and not for men, knowing that from the Lord you will receive the inheritance as your reward. You are serving the Lord Christ.



Memory Verse - Creative Service

Colossians 2:23

Whatever you do, work heartily, as for the Lord and not for men, knowing that from the Lord you will receive the inheritance as your reward. You are serving the Lord Christ.



Memory Verse - Creative Service

Colossians 2:23

Whatever you do, work heartily, as for the Lord and not for men, knowing that from the Lord you will receive the inheritance as your reward. You are serving the Lord Christ.



Memory Verse - Creative Service

Colossians 2:23

Whatever you do, work heartily, as for the Lord and not for men, knowing that from the Lord you will receive the inheritance as your reward. You are serving the Lord Christ.



Memory Verse - Creative Service

Colossians 2:23

Whatever you do, work heartily, as for the Lord and not for men, knowing that from the Lord you will receive the inheritance as your reward. You are serving the Lord Christ.



Memory Verse - Creative Service

Colossians 2:23

Whatever you do, work heartily, as for the Lord and not for men, knowing that from the Lord you will receive the inheritance as your reward. You are serving the Lord Christ.



Memory Verse - Creative Service

Colossians 2:23

Whatever you do, work heartily, as for the Lord and not for men, knowing that from the Lord you will receive the inheritance as your reward. You are serving the Lord Christ.



Memory Verse - Creative Service

Colossians 2:23

Whatever you do, work heartily, as for the Lord and not for men, knowing that from the Lord you will receive the inheritance as your reward. You are serving the Lord Christ.



Memory Verse - Creative Service

Colossians 2:23

Whatever you do, work heartily, as for the Lord and not for men, knowing that from the Lord you will receive the inheritance as your reward. You are serving the Lord Christ.





God Made Us to Work and Work is Good



Passage

Genesis 1:26-2:4-25



Principle

Creative service is a way we give to others.

Introduction

Memory Verse

Bible Look Up:
Gen. 1:24-31

Bible Look Up:
Gen. 2:7

Bible Look Up:
Gen. 2:15

Review Memory Verse

Introduction

Prompt: What is work for?

Is work good for man, or is it just something we have to do?

What do your parents do for work?

Memory Verse

Colossians 3:23 *Whatever you do, work heartily, as for the Lord and not for men.*

TEACHER'S NOTE: "In the end the liberating character of the imago Dei [image of God] is grounded in the nature of God, who calls the world into being as an act of generosity. This means that we cannot artificially separate our vision of God's redemptive love from an understanding of God's creative power. A careful reading of Genesis 1:1-2:3 thus converges on John 3:16 In both creation and redemption 'God so loved the world that he gave...'" - J. Richard Middleton from the NIV Stewardship Study Bible

Let's go back to the beginning. In the beginning, what? God created.



Week 6 of 14



God Made Us to Work and Work is Good

Introduction

Memory Verse

Bible Look Up:
Gen. 1:24-31

Bible Look Up:
Gen. 2:7

Bible Look Up:
Gen. 2:15

Review
Memory Verse

Bible Look Up

Genesis 1:24-31

And God said, "Let the earth bring forth living creatures according to their kinds - livestock and creeping things and beasts of the earth according to their kinds." And it was so. And God made the beasts of the earth according to their kinds and the livestock according to their kinds and everything that creeps on the ground according to its kind. And God saw that it was good. Then God said, Let us make man in our image, after our likeness. And let them have dominion over the fish of the sea and over the birds of the heavens and over the livestock and over all the earth and over every creeping thing that creeps on the earth.

So God created man in his own image, in the image of God he created him; male and female he created them.

Prompt: What is different about how God created human beings?

God created man from the dust of the ground.

Bible Look Up

Genesis 2:7

Then the LORD God formed the man of dust from the ground and breathed into his nostrils the breath of life, and the man became a living creature.

God didn't just speak to create man, God actually formed him out of the dust of the ground. God created man and woman in his image. Then God gave them work.



Week 6^{of} 14



God Made Us to Work and Work is Good

Introduction

Memory Verse

Bible Look Up:
Gen. 1:24-31

Bible Look Up:
Gen. 2:7

Bible Look Up:
Gen. 2:15

Review
Memory Verse

Bible Look Up

Genesis 2:15

The Lord God took the man and put him in the garden of Eden to work it and keep it.

Prompt: *What was the job that God gave Adam and Eve? To work the garden and to take care of it.*

Do you think this was good work?

What about your jobs right now?

How do you think we should think about our work?

God made us to work, and work is good.

Review Memory Verse

Colossians 3:23 *Whatever you do, work heartily, as for the Lord and not for men.*

Let's talk about those jobs we do, the chores, the homework, the acts of service. **How are we supposed to do our work? as unto the Lord**

What about the other things we do during the day? Can we sing for the Lord and not for men? Play? Do homework? Are you surprised that God is delighted in your everyday work?

So if no one is looking, can we do a sloppy job? Let us look at the verse following our memory verse. Colossians 3:24 says knowing that from the Lord you will receive the inheritance as your reward. You are serving the Lord Christ.

Prompt: *Who are we serving? the Lord Christ (Jesus)*



Week 6 of 14



God Made Us to Work and Work is Good

Introduction

Memory Verse

Bible Look Up:
Gen. 1:24-31

Bible Look Up:
Gen. 2:7

Bible Look Up:
Gen. 2:15

Review
Memory Verse

Review Memory Verse (cont'd)

We know that God made us to work and work is good. We can do our work for God, whether or not anyone notices how we contribute. God is delighted in our work and we can do it for him. ***This week, can you do your work well? Can you clean your room well? Can you help your mom well?*** We are working for God and not for men. Work done for him is good work.

Colossians 3:23 (with hand motions)

Whatever you do, (hands out to sides palms up)

work heartily, as for the Lord (point up)

and not for men. (wag pointer finger back and forth as if saying no)



God's Order Helps Us Live Together

3RD - 6TH

14-WEEK Series

Passage

Exodus 19-20

Principle

God's Rules help us to live in harmony with others.

Memory Verse

Bible Look Up:
Ex. 19:16-20

Bible Look Up:
Ex. 20:1-17

Bible Look Up:
Mark 12:29-34

Review
Memory Verse

Memory Verse

Micah 6:8 *He has told you, O man, what is good; and what does the Lord require of you but to do justice, and to love kindness, and to walk humbly with your God?*

Prompt: Watch FLOW Extras DVD Episode 4 Module 3 "Hockey"

What would happen if we all played sports any way we wanted to, without any rules for the players? Would the games be fun?

What are some of the rules at home or in your class?

What do you think of rules? Are they helpful? Are they limiting?

What would life be like if no one followed "the rules?" For example, what would your drive to church or school be like? What would your morning look like at home?

Rules order our lives. God provided rules for his people the Israelites so they could live together, we call these Rules the Ten Commandments. God's laws were designed to craft a community shaped by God's order that would flourish and attract other nations to follow the one true God. Let's look at these laws. Together. God's order helps us live together.



Week 7^{of} 14



God's Order Helps Us Live Together

Memory Verse

Bible Look Up:
Ex. 19:16-20

Bible Look Up:
Ex. 20:1-17

Bible Look Up:
Mark 12:29-34

Review
Memory Verse

Bible Look Up Exodus 19:16-20

On the morning of the third day there were thunders and lightnings and a thick cloud on the mountain and a very loud trumpet blast so that all the people in the camp trembled. Then Moses brought the people out of the camp to meet God, and they took their stand at the foot of the mountain. Now Mount Sinai was wrapped in smoke because the Lord had descended on it in fire. The smoke of it went up like the smoke of a kiln, and the whole mountain trembled greatly. And as the sound of the trumpet grew louder and louder, Moses spoke and God answered him in thunder. The Lord came down on Mount Sinai, to the top of the mountain. And the Lord called Moses to the top of the mountain and Moses went up.

Do you think Moses and the people of Israel were afraid?

Bible Look Up Exodus 20:1-17

God gave his people the Israelites these commandments:

“You shall have no other Gods before me.”

“You shall not make for yourself a carved image, or any likeness of anything that is in heaven above, or that is in the earth beneath, or that is in the water under the earth.”


“You shall not take the name of the Lord your God in vain, for the Lord will not hold him guiltless who takes his name in vain.”

“Remember the Sabbath day, to keep it holy.”

“Honor your father and your mother, that your days may be long in the land that the Lord your God is giving you.”

“You shall not murder.”

continued »



Week 7^{of} 14



God's Order Helps Us Live Together

Memory Verse

Bible Look Up:
Ex. 19:16-20

Bible Look Up:
Ex. 20:1-17

Bible Look Up:
Mark 12:29-34

Review
Memory Verse

Bible Look Up (continued)

Exodus 20:1-17

“You shall not commit adultery.”

“You shall not steal.”

“You shall not bear false witness against your neighbor.”

“You shall not covet your neighbor’s house; you shall not covet your neighbor’s wife, or his male servant, or his female servant, or his ox, or his donkey, or anything that is your neighbor’s.”

Prompt: What do you think of these rules? Do you think they helped the people of Israel to live in harmony with each other, and to be an example to others of following the one true God?

Let’s talk about Jesus: In the book of Mark, a scribe (a student of the Law of God) came to Jesus and asked him a very important question about the Commandments, “Which commandment is the most important of all?” Let us look at Jesus’ response.

Bible Look Up

Mark 12:29-34

Jesus answered, ‘The most important is, “Hear, O Israel: The Lord our God, the Lord is one. And you shall love the Lord your God with all your heart and with all your soul and with all your mind and with all your strength.” The second is this: “You shall love your neighbor as yourself.” There is no other commandment greater than these.’

Christ said that the reason we follow God’s law is to love God and to love our neighbor. God’s laws help us to live well with those around us, and to show the world a flourishing life lived in Christ.

How about you? Can you practice loving God and loving your neighbor this week? How would that look?



Week 7 of 14



God's Order Helps Us Live Together

Memory Verse

Bible Look Up:
Ex. 19:16-20

Bible Look Up:
Ex. 20:1-17

Bible Look Up:
Mark 12:29-34

Review Memory Verse

Review Memory Verse

Micah 6:8 *He has told you, O man, what is good; and what does the Lord require of you but to do justice, and to love kindness, and to walk humbly with your God?*

Micah 6:8 (with hand motions)

He has told you, O man, what is good; (put finger to lips as if to say be quiet, then move it away from your mouth in a forward direction)

and what does (palms up, hands spread)

the Lord (point up)

require (ASL sign: index finger into opposite palm, pull hands toward you)

of you? (point with both hands)

to act justly (ASL sign for "justice:" pinch fingers together of each hand, move hands up and down as a scale would move.)

to love mercy (cross wrists across chest)

and to walk humbly (walk fingers across open palm)

with your God. (point up)

God's Rules help us live together.

Memory Verse - Order

Micah 6:8

He has told you, O man, what is good;
and what does the Lord require of you
but to do justice, and to love kindness,
and to walk humbly with your God?



Memory Verse - Order

Micah 6:8

He has told you, O man, what is good;
and what does the Lord require of you
but to do justice, and to love kindness,
and to walk humbly with your God?



Memory Verse - Order

Micah 6:8

He has told you, O man, what is good;
and what does the Lord require of you
but to do justice, and to love kindness,
and to walk humbly with your God?



Memory Verse - Order

Micah 6:8

He has told you, O man, what is good;
and what does the Lord require of you
but to do justice, and to love kindness,
and to walk humbly with your God?



Memory Verse - Order

Micah 6:8

He has told you, O man, what is good;
and what does the Lord require of you
but to do justice, and to love kindness,
and to walk humbly with your God?



Memory Verse - Order

Micah 6:8

He has told you, O man, what is good;
and what does the Lord require of you
but to do justice, and to love kindness,
and to walk humbly with your God?



Memory Verse - Order

Micah 6:8

He has told you, O man, what is good;
and what does the Lord require of you
but to do justice, and to love kindness,
and to walk humbly with your God?



Memory Verse - Order

Micah 6:8

He has told you, O man, what is good;
and what does the Lord require of you
but to do justice, and to love kindness,
and to walk humbly with your God?



Memory Verse - Order

Micah 6:8

He has told you, O man, what is good;
and what does the Lord require of you
but to do justice, and to love kindness,
and to walk humbly with your God?





God Wants Us to See Others as He Sees Them



Passage

Luke 8:40-48

Principle

God wants us to see His image in humanity.

Memory Verse

Bible Look Up:
Luke 8:40-48

Activity

Review
Memory Verse

Memory Verse

Micah 6:8 *He has told you, O man, what is good; and what does the Lord require of you but to do justice, and to love kindness, and to walk humbly with your God?*

*TEACHER'S NOTE: "Because God created man - male and female - in his image and likeness, all persons deserve to be treated like those who have been made with a God-given identity and vocation, namely to bear God's image and to cooperate with him as stewards of his creation. A person's worth is determined not by what he or she has but by what he or she is on the basis of this identity and vocation received from God."
- C. Rene' Padilla (NIV Stewardship Bible)*

Prompt: Watch "Dr. Perkins" on FLOW Extras DVD Episode 4, Module 1.

Do you see others as made in God's image?

Let's see how Jesus sees others.



Week 8^{of} 14



Gos Wants Us to See Others as He Sees Them

Memory Verse

Bible Look Up:
Luke 8:40-48

Activity

Review
Memory Verse

Bible Look Up Luke 8:40-48

Now when Jesus returned, the crowd welcomed him, for they were all waiting for him. And there came a man named Jairus, who was a ruler of the synagogue. And falling at Jesus' feet, he implored him to come into his house, for he had an only daughter, about twelve years of age, and she was dying. As Jesus went, the people pressed around him. And there was a woman who had had a discharge of blood for twelve years, and though she had spent all her living on physicians, she could not be healed by anyone. She came up behind him and touched the fringe of his garment, and immediately her discharge of blood ceased. And Jesus said, 'Who was it that touched me?' When all denied it, Peter said, 'Master, the crowds surround you and are pressing in on you!' But Jesus said 'Someone touched me, for I perceive that power has gone out from me.' And when the woman saw that she was not hidden, she came trembling, and falling down before him declared in the presence of all the people why she had touched him, and how she had been immediately healed. And he said to her, 'Daughter, your faith has made you well; go in peace.'"

Prompt: *How did Jesus respond when the sick woman reached out and touched Him?*

Why do you think Jesus stopped to look for the woman after she touched him?

Why do you think Jesus wanted to see the woman he healed?

In Jesus' time the woman who had this disease would have been an outcast from society, She had already spent all of her money on doctors, so she was poor as well as sick. Her specific sickness made her "unclean" to all Israelites. This woman was considered by those around her, unworthy of help, unworthy of healing. She was also breaking Jewish law to be in a crowd, she was not supposed to touch anyone, and definitely not a teacher.



Week 8^{of} 14



Gos Wants Us to See Others as He Sees Them

Memory Verse

Bible Look Up:
Luke 8:40-48

Activity

Review
Memory Verse

Bible Look Up (continued)

Luke 8:40-48

Jesus knew power had gone out of him, and he turned around and asked who had touched him. No one responded, and so Peter mentioned that Jesus was in a crowd of people, of course someone (or many people) had touched him. Besides, Jesus was on an important mission, to heal Jairus' daughter, why would he stop and say someone had touched him?

The woman knelt before him and told Jesus all that had happened and how she had been healed. Jesus told her that her faith had made her well, and to go in peace. Jesus knew she was not just one of the crowd, that she was uniquely made in the image of God and that she had received his healing. God sees us and knows us all individually. We are not just part of the crowd, each person is unique and made in God's image. We each need his healing and his salvation for our sin.

We need to see each other as made in God's Image. We need to see each other through the eyes of Jesus. God wants us to see others as He sees them.

Activity

Write notes to the people in the local rescue mission

Materials needed: Paper and pencils or pens

Directions: Plan to have students write short notes to the people in the local rescue mission. This helps the students see that even people who need help are made in God's image.



Week 8^{of} 14



Gos Wants Us to See Others as He Sees Them

Memory Verse

Bible Look Up:
Luke 8:40-48

Activity

Review
Memory Verse

Review Memory Verse

Practice this week's verse at least two times with hand motions.

Micah 6:8 *He has told you, O man, what is good; and what does the Lord require of you but to do justice, and to love kindness, and to walk humbly with your God?*

Micah 6:8 (with hand motions)

He has told you, O man, what is good; (put finger to lips as if to say be quiet, then move it away from your mouth in a forward direction)

and what does (palms up, hands spread)

the Lord (point up)

require (ASL sign: index finger into opposite palm, pull hands toward you)

of you (point with both hands)

to do justice (ASL sign for "justice:" pinch fingers together of each hand, move hands up and down as a scale would move.)

to love kindness (cross wrists across chest)

and to walk humbly (walk fingers across open palm)

with your God. (point up)

God wants us to see others as He sees them.



Wisdom Helps Us to See God

3RD - 6TH

14-WEEK Series

Passage

Psalm 8

Principle

Wisdom is more than just information, it is seeing God, and all of humanity rightly. It is the correct appropriation of information.

Vocabulary

Activity

Bible Look Up:
Ps. 8

Bible Look Up:
Ps. 111:10

Bible Look Up:
Rom. 1:20

Review
Memory Verse

Vocabulary

TEACHER'S NOTE: "We have shown that the Son of God created the world for this very end, to communicate Himself in an image of His own Excellency [...] When we behold the light and the brightness of the sun, the golden edges of an evening cloud, or the beauteous rainbow, we behold the adumbrations of His glory and goodness, and in the blue sky, of His mildness and gentleness." — Jonathan Edwards (1703-1758) quoted from NIV Stewardship Study Bible

Adumbrations: producing a faint image or resemblance of: to outline or sketch. To foreshadow; prefigure

Activity

Materials Needed: Magnified images of items, or magnifying glasses

Bring items that God has created to class, or bring magnified images of ordinary things (e.g., ants, salt, bug eye, pollen). You could also bring magnifying glasses and ordinary objects like flowers or insects. Show the students the wonder of creation.

What do you think about all of God's creation? What are some words you could use to describe it? Amazing, magnificent, etc.



Week 9 of 14



Wisdom Helps Us to See God

Vocabulary

Activity

Bible Look Up:
Ps. 8

Bible Look Up:
Ps. 111:10

Bible Look Up:
Rom. 1:20

Review
Memory Verse

Activity (continued)

What do you think is the difference between knowledge and wisdom? Who is the smartest person you know? Is that person wise?

We will look at how knowledge leads us to wisdom and how wisdom leads us to see God.

Bible Look Up

Psalm 8

*O Lord, our Lord, how majestic is your name in all the earth!
You have set your glory above the heavens.*

*Out of the mouths of babies and infants,
you have established strength because of your foes,
to still the enemy and the avenger.*

*When I look at your heavens, the work of your fingers,
the moon and the stars which you have set in place,
what is man that you are mindful of him,
and the son of man that you care for him?*

*Yet you have made him a little lower than the heavenly beings
and crowned him with glory and honor.*

*You have given him dominion over the works of your hands;
you have put all things under his feet,*

*all sheep and oxen, and also the beasts of the field,
the birds of the heavens, and the fish of the sea,
whatever passes along the paths of the seas.*

O Lord, our Lord how majestic is your name in all the earth!

This is a song of praise to God for what he has done, for the wonder and order of the creation, for God's lovingkindness and the generosity of his plan for the world.



Week 9 of 14



Wisdom Helps Us to See God

Vocabulary

Activity

Bible Look Up:
Ps. 8

Bible Look Up:
Ps. 111:10

Bible Look Up:
Rom. 1:20

Review
Memory Verse

Bible Look Up (continued)

Psalm 8

Today we are going to study wisdom. **What do you think wisdom is? Do you think it is just a bunch of knowledge? If you go to school long enough will you become wise?** Having knowledge and being wise are two different things. Knowledge is about understanding information, and wisdom is about taking that knowledge and putting it into practice. As followers of Jesus, we believe that the Bible is God's Word. Many of us know what the Bible says; this is knowledge. Wisdom is knowing what God's Word says and putting it into practice. Wisdom helps us see God.

The Bible can help us...

...know more about God

...understand God's plan for humanity (people)

...understand God's plan for salvation

...know how Christ wants us to treat others.

How do we get wisdom?

Bible Look Up

Psalm 111:10

The fear of the Lord is the beginning of wisdom; all those who practice it have a good understanding. His praise endures forever.

We receive wisdom through respect for God. We know we can receive wisdom from God through his word. **How can we receive wisdom from the world around us?**



Week 9 of 14



Wisdom Helps Us to See God

Vocabulary

Activity

Bible Look Up:
Ps. 8

Bible Look Up:
Ps. 111:10

Bible Look Up:
Rom. 1:20

Review
Memory Verse

Bible Look Up

Romans 1:20

For his invisible attributes, namely his eternal power and divine nature, have been clearly perceived, ever since the creation of the world, in the things that have been made so they are without excuse.

God says that his creation speaks about him. **What qualities of God can you see in Creation?** Love, longsuffering, patience, order: let kids speak freely about what they see in Creation.

How does seeing those qualities of God help you grow in wisdom?

"I do not think that I have ever seen anything more beautiful than the bluebell I have been looking at. I know the beauty of the Lord by it. The creation does praise Him, does reflect honor on Him, is of service to Him...The sun and the stars shining glorify God. They stand where He placed them. They move where He bid them. The heavens declare the glory of God...The bird sings to Him. The thunder speaks of His terror. The lion is like his strength. The sea is like His greatness. The honey like His sweetness. They are something like Him. They make Him known. They tell of Him...for Christ plays in ten thousand places, lovely in limbs and lovely in eyes not His, to the Father through the features of men's faces." - Gerard Manley Hopkins

Review Memory Verse

Proverbs 3:13-14 *Blessed is the one who finds wisdom, and the one who gets understanding, for the gain from her is better than gain from silver and her profit better than gold.*

Memory Verse - Wisdom

Proverbs 3:13-14

Blessed is the one who finds wisdom, and the one who gets understanding, for the gain from her is better than gain from silver and her profit better than gold.



Memory Verse - Wisdom

Proverbs 3:13-14

Blessed is the one who finds wisdom, and the one who gets understanding, for the gain from her is better than gain from silver and her profit better than gold.



Memory Verse - Wisdom

Proverbs 3:13-14

Blessed is the one who finds wisdom, and the one who gets understanding, for the gain from her is better than gain from silver and her profit better than gold.



Memory Verse - Wisdom

Proverbs 3:13-14

Blessed is the one who finds wisdom, and the one who gets understanding, for the gain from her is better than gain from silver and her profit better than gold.



Memory Verse - Wisdom

Proverbs 3:13-14

Blessed is the one who finds wisdom, and the one who gets understanding, for the gain from her is better than gain from silver and her profit better than gold.



Memory Verse - Wisdom

Proverbs 3:13-14

Blessed is the one who finds wisdom, and the one who gets understanding, for the gain from her is better than gain from silver and her profit better than gold.



Memory Verse - Wisdom

Proverbs 3:13-14

Blessed is the one who finds wisdom, and the one who gets understanding, for the gain from her is better than gain from silver and her profit better than gold.



Memory Verse - Wisdom

Proverbs 3:13-14

Blessed is the one who finds wisdom, and the one who gets understanding, for the gain from her is better than gain from silver and her profit better than gold.



Memory Verse - Wisdom

Proverbs 3:13-14

Blessed is the one who finds wisdom, and the one who gets understanding, for the gain from her is better than gain from silver and her profit better than gold.





Wisdom Helps Us to Love and Serve Others Better

3RD - 6TH

.....

14-WEEK Series



Passage

Matthew 7:24-27; 2 Peter 1:3-8



Principle

God's wisdom is essential for a life that is steady, and makes us effective and fruitful when we are helping others.

■ Praise

Memory Verse

Bible Look Up:
Matt. 7:24-28

Bible Look Up:
2 Pet. 1:3-8

Review Memory Verse

Activity

Praise

The Wise Man Built His House Upon a Rock

The wise man built his house upon a rock, The wise man built his house upon a rock The wise man built his house upon a rock, and the rains came tumbling down.

Oh, the rains came down and the floods came up,
The rains came down and the floods came up,
The rains came down and the floods came up,
and the house on the rock stood firm.

The foolish man built his house upon the sand,
The foolish man built his house upon the sand,
The foolish man built his house upon the sand,
and the rains came tumbling down.

Oh, the rains came down and the floods came up,
The rains came down and the floods came up,
the rains came down and the floods came up,
and the house on the sand went "splat!" (*clap hands once*)



Week 10 of 14



Wisdom Helps Us to Love and Serve Others Better

Praise

■ Memory Verse

Bible Look Up:
Matt. 7:24-28

Bible Look Up:
2 Pet. 1:3-8

Review
Memory Verse

Activity

Memory Verse

Proverbs 3:13-14 *Blessed is the one who finds wisdom, and the one who gets understanding, for the gain from her is better than gain from silver and her profit better than gold.*

Prompt: *If you could build a house out of anything what would it be? Answers could include: candy, graham crackers, jewels, gold.*

Last week we learned that wisdom is different than knowledge. **Can anyone explain the difference to me?** *Knowledge is knowing facts and information, wisdom is using the information rightly.*

How can we get wisdom? The Bible says the fear of the Lord is the beginning of wisdom. We begin by seeing God in His word, and in His world. It is thinking God's way about the world and the people in it.

Today we are looking at a parable that Jesus taught. Jesus had been preaching to people all day long, He had been instructing them about how their lives should look if they were to be part of His kingdom. Jesus has been instructing the crowds about their character, about showing others the way to Christ, about His own purpose here on earth. He taught about anger, evil desires, divorce, oaths, retaliation, loving our enemies, giving to the needy, prayer, fasting, worry, riches, judging others, and serving others. He has taught for 2 whole chapters, and now he tells the people who surround him this:



Week 10^{of} 14



Wisdom Helps Us to Love and Serve Others Better

Praise

Memory Verse

Bible Look Up:
Matt. 7:24-28

Bible Look Up:
2 Pet. 1:3-8

Review
Memory Verse

Activity

Bible Look Up

Matthew 7:24-28

Everyone who hears these words of mine and does them will be like a wise man who built his house on the rock. And the rain fell, and the floods came, and the winds blew and beat on that house, but it did not fall, because it had been founded on the rock. And everyone who hears these words of mine and does not do them will be like a foolish man who built his house on the sand. And the rain fell, and the floods came, and the winds blew and beat against the house, and it fell, and great was the fall of it.

When we hear a message in church, do we immediately run out and do what we have learned? Allow students to answer. Sometimes when we go home we forget what we have learned. It is not enough to simply know the right things to do, we have to do the right thing.

What is the difference between the wise man and the foolish man? The wise man built his house on a strong foundation. We must hear the Word of God and do it, so that we have a strong foundation, and when hard times come we can weather the storm. But we don't have to do this alone! God helps us to love and serve others.



Week 10 of 14



Wisdom Helps Us to Love and Serve Others Better

Praise

Memory Verse

Bible Look Up:
Matt. 7:24-28

Bible Look Up:
2 Pet. 1:3-8

Review
Memory Verse

Activity

Bible Look Up

2 Peter 1:3-8

His divine power has granted to us all things that pertain to life and godliness, through the knowledge of him who called us to his own glory and excellence, by which he has granted to us his precious and very great promises, so that through them you may become partakers of the divine nature, having escaped from the corruption that is in the world because of sinful desire. For this very reason, make every effort to supplement your faith with virtue, and virtue with knowledge, and knowledge with self-control, and self-control with steadfastness, and steadfastness with godliness, and godliness with brotherly affection, and brotherly affection with love. For if these qualities are yours and are increasing they keep you from being ineffective or unfruitful in the knowledge of our Lord Jesus Christ.

Whew! What did that all mean?

- Christ gives us His power and all things that pertain to life when we receive him.
- We can obey what God is teaching us and grow in Him. (faith, virtue, knowledge, etc.)
- When we are applying the things that we are learning about God and His character, and living our lives the way He wants us to, He helps us to help others.



Week 10^{of} 14



Wisdom Helps Us to Love and Serve Others Better

Praise

Memory Verse

Bible Look Up:
Matt. 7:24-28

Bible Look Up:
2 Pet. 1:3-8

Review
Memory Verse

Activity

Review Memory Verse

Practice this week's verse at least three times with hand motions.

Proverbs 3:13-14 *Blessed is the one who finds wisdom, and the one who gets understanding, for the gain from her is better than gain from silver and her profit better than gold.*

Proverbs 3:13-14 (with hand motions)

Blessed is the one who finds wisdom, (hand over eyebrows as if looking for something)

and the one who gets understanding, for the gain from her is better than gain from silver and her profit better than gold. (move hands as if gathering treasure)

When we build our lives on God's wisdom, we will have a life that is better than any treasure that we could find, when we have wisdom, we can help others find it too. We need to hear God's Word and do it!

Activity

Building on a Firm Foundation

Materials needed: graham crackers, Decorator's icing (buying frosting pre-made in a tube is worth your time, and makes the frosting squeezable, and easier for children to guide), baby wipes

Directions: Make graham cracker houses. Make sure you have a cardboard base on which to build the houses, explain the idea of building our lives on the wisdom that God gives us. Make sure each student has 5 crackers so that they can put a graham cracker roof on the house. (Make the roof flat to avoid the frustration of building an angled roof.) Students may eat their creations, or take them home on their firm foundations.



God Made Us to Wonder at His Creation

3RD - 6TH

14-WEEK Series

Passage

Psalm 65:5-13

Principle

It is through wonder of God's creation, that we can Behold his work, and Be still for Him to speak.

Introduction

Bible Look Up:
Rom. 1:20

Bible Look Up:
Ps. 65:5-6

Bible Look Up:
Ps. 65:7-8

Bible Look Up:
Ps. 65:9-11

Review
Memory Verse

Activity

Introduction

Prompt: What does it mean to behold something? It means we are looking at it, right? We can behold each other, and the world around us. Let's talk about some of the things we like to behold.

Where is your favorite outdoor spot? Is it the beach, the mountains, a ski slope, a garden, a desert? Why? What makes that part of nature special to you? Let each student answer.

Does being in your favorite outdoor spot make you feel like you are amazing, or does it make you feel very small?

God made us to wonder at his creation. He made us to appreciate, enjoy, and praise him. When we remember and consider the incredible sacrifice Jesus made for us, out of the Father's great love for the world, we realize we are not the center of our lives, but Jesus is! Our wonder for the beauty of God and his world help us to experience who God is.



Week 11 of 14



God Made Us to Wonder at His Creation

Introduction

Bible Look Up:
Rom. 1:20

Bible Look Up:
Ps. 65:5-6

Bible Look Up:
Ps. 65:7-8

Bible Look Up:
Ps. 65:9-11

Review
Memory Verse

Activity

Bible Look Up

Romans 1:20

Romans 1:20 *For his invisible attributes, namely, his eternal power and divine nature have been clearly perceived, ever since the creation of the world, in the things that have been made. So they are without excuse.*

Creation does not tell you everything you need to know about God, but it does tell you some important things. We can't see God with our eyes, but the creation reveals some of God's invisible qualities to us. For example, we can see God's power in the size and complexity of creation, in the moon and the stars and our solar system. The sun rising and setting speaks of his faithfulness. The beauty and order and design of creation show us God's divine nature.

Prompt: *Have you ever been to the beach, in a field or on a mountaintop and experienced a sunset?* Did you have a "WOW! That is awesome!" feeling? That feeling means you appreciate the beauty of the sky and it makes you think about the beauty of God.

Here is where you could share a time you experienced God's beauty in creation.

King David wrote many psalms praising God for who he is, and wondering at all of the amazing things God has done. Let's read one of David's psalms and see if we can wonder at all of the great things God has done.

Bible Look Up

Psalms 65:5-6

By awesome deeds you answer us with righteousness, O God of our salvation, the hope of all the ends of the earth and all of the farthest seas; the one who by his strength established the mountains, being girded with might.



Week 11 of 14



God Made Us to Wonder at His Creation

Introduction

Bible Look Up:
Rom. 1:20

Bible Look Up:
Ps. 65:5-6

Bible Look Up:
Ps. 65:7-8

Bible Look Up:
Ps. 65:9-11

Review
Memory Verse

Activity

Bible Look Up (continued)

Psalm 65:5-6

People all around the world put their trust in God. David says that God has power. **How does God show his power and how strong he is?** Allow students to answer.

God made the mountains! **Have you been to the mountains? What are the mountains like?** Allow students to answer. They are big! The tallest mountain in the world, Mount Everest, is 5 ½ miles high, which is as high as you could fly in an airplane. That would take a lot of power to make. God is powerful! Let's see what else we can wonder at...

Bible Look Up

Psalm 65:7-8

Who stills the roaring of the seas, the roaring of their waves, the tumult of the peoples, so that those who dwell at the ends of the earth are in awe at your signs. You make the going out of the morning and the evening to shout for joy.

Prompt: What does David say God does for the oceans and roaring waves? Allow students to answer. God calms them! Do you remember the story about Jesus and his disciples sailing in a boat that got caught suddenly in a storm? The waves and wind were about to wreck the boat, and the disciples thought they would be lost. They cried out to Jesus. Jesus stood up and told the wind and the waves to stop. And they did! God calmed the storm. God calms the oceans and the roaring waves. God is peace! That's amazing! Let's see what else we can wonder at.

David lists more things that God does for his people through creation. David says that God takes care of the land and the waters it. **Why do you think God would give us land and make sure it received water?** Allow students to answer. We could grow food! God is kind, and provides for our needs. Creation allows us to see his kindness. Let us read further in our text.



Week 11^{of} 14



God Made Us to Wonder at His Creation

Introduction

Bible Look Up:
Rom. 1:20

Bible Look Up:
Ps. 65:5-6

Bible Look Up:
Ps. 65:7-8

Bible Look Up:
Ps. 65:9-11

Review
Memory Verse

Activity

Bible Look Up

Psalm 65:9-11

You visit the earth and water it; you greatly enrich it; the river of God is full of water; you provide their grain, for so you have prepared it. You water its furrows abundantly, settling its ridges, softening it with showers, and blessing its growth. You crown the year with your bounty; your wagon tracks overflow with abundance.

God is powerful, God is peace, God is kind and God is good. It is through the lens of creation, that we can see his attributes. God made us to wonder at his creation. David saw the wonder of creation and it led him to seek God. Our memory verse is one of David's prayers.

Review Memory Verse

Psalm 27:4 (with hand motions)

One thing (number one sign) • *have I asked of the Lord*, (hands open)

that I will seek after: (hand to forehead over eyebrows as if searching)

that I (point to self)

may dwell in the house (fingers put together making a tent with hands)

of the Lord (point up) • *all the days of my life*, (with one hand make a circular motion away from front of chest)

to gaze upon the beauty (look upward, hands open)

of the Lord (point up)

and to inquire (hand to forehead over eyebrows as if looking for something)

In his temple. (fingers pressed together to make tent with hands)

God made us to wonder at His creation.



Week 11 of 14



God Made Us to Wonder at His Creation

Introduction

Bible Look Up:
Rom. 1:20

Bible Look Up:
Ps. 65:5-6

Bible Look Up:
Ps. 65:7-8

Bible Look Up:
Ps. 65:9-11

**Review
Memory Verse**

■ Activity

Activity

Wonder bags.

Materials needed: flowers, seeds, feathers, pine cones, any object from the natural world, small paper bags, magnifying glasses

Directions: Fill bags with objects from the natural world, one object per bag. Have students guess what is in each bag. After every child has had an opportunity to guess, take each object out and notice different qualities about each object. For older students, bring magnifying glasses so that the children can look at the objects in greater detail.

Memory Verse - Wonder

Psalms 27:4

One thing I have asked of the Lord, that will I seek after: that I may dwell in the house of the Lord all the days of my life, to gaze upon the beauty of the Lord in his temple.



Memory Verse - Wonder

Psalms 27:4

One thing I have asked of the Lord, that will I seek after: that I may dwell in the house of the Lord all the days of my life, to gaze upon the beauty of the Lord in his temple.



Memory Verse - Wonder

Psalms 27:4

One thing I have asked of the Lord, that will I seek after: that I may dwell in the house of the Lord all the days of my life, to gaze upon the beauty of the Lord in his temple.



Memory Verse - Wonder

Psalms 27:4

One thing I have asked of the Lord, that will I seek after: that I may dwell in the house of the Lord all the days of my life, to gaze upon the beauty of the Lord in his temple.



Memory Verse - Wonder

Psalms 27:4

One thing I have asked of the Lord, that will I seek after: that I may dwell in the house of the Lord all the days of my life, to gaze upon the beauty of the Lord in his temple.



Memory Verse - Wonder

Psalms 27:4

One thing I have asked of the Lord, that will I seek after: that I may dwell in the house of the Lord all the days of my life, to gaze upon the beauty of the Lord in his temple.



Memory Verse - Wonder

Psalms 27:4

One thing I have asked of the Lord, that will I seek after: that I may dwell in the house of the Lord all the days of my life, to gaze upon the beauty of the Lord in his temple.



Memory Verse - Wonder

Psalms 27:4

One thing I have asked of the Lord, that will I seek after: that I may dwell in the house of the Lord all the days of my life, to gaze upon the beauty of the Lord in his temple.



Memory Verse - Wonder

Psalms 27:4

One thing I have asked of the Lord, that will I seek after: that I may dwell in the house of the Lord all the days of my life, to gaze upon the beauty of the Lord in his temple.





God Made Us to Wonder at His Love

3RD - 6TH

14-WEEK Series

Passage

Mark 14:1-9

Principle

God gave us His most priceless gift when He gave us His son Jesus, we can wonder at God's extravagant gift.

Introduction

Bible Look Up:
Rom. 5:8

Bible Look Up:
Mary anoints
Jesus

Review
Memory Verse

Activity

Introduction

Prompt: What is your most favorite possession?

Do you own something that is special to you?

Would you give it to someone to express your love? Would you give it to someone who had just been mean to you?

Bible Look Up

Romans 5:8

but God shows his love for us in that while we were still sinners, Christ died for us.

Prompt: What does this passage show us about God? That He loves us very much.

God demonstrated his love for us while we were still sinners. That would be like giving your most precious possession to someone who had just spit in your face or kicked you. **Would you be that loving?** Let's look up a passage that shows us someone else that gave her most precious gift to Jesus.



Week 12 of 14



God Made Us to Wonder at His Love

Introduction

Bible Look Up:
Rom. 5:8

Bible Look Up:
Mary anoints
Jesus

Review
Memory Verse

Activity

Bible Look Up

Mary anoints Jesus (Mark 14:1-9)

It was now two days before the Passover and the Feast of the Unleavened Bread. And the chief priests and the scribes were seeking how to arrest him by stealth and kill him, for they said, 'Not during the feast, lest there be an uproar from the people.' And while he was at Bethany in the house of Simon the leper, as he was reclining at table, a woman came with an alabaster flask of ointment of pure nard, very costly, and she broke the flask and poured it over his head. There were some who said indignantly, 'Why was the ointment wasted like that? For this ointment could have been sold for more than three hundred denarii and given to the poor.' And they scolded her. But Jesus said, 'Leave her alone. Why do you trouble her? She has done a beautiful thing to me. For you always have the poor with you, and whenever you want, you can do good for them. But you will not always have me. She has done what she could; she has anointed my body beforehand for burial. And truly, I say to you, wherever the gospel is proclaimed in the whole world, what she has done will be told in memory of her.'

Prompt: *What did the woman do for Jesus? She broke a bottle of expensive ointment on Jesus' head.*

What was the reaction of those around her? *They scolded her and said that she had chosen poorly, she should have sold it and given the money to the poor.*

Mary showed her wonder and gratitude for Christ's love for her by giving all she had. **Why do you think Jesus called what she did beautiful?**

How do you show your wonder and gratitude to God for His gift of love for you?



Week 12 of 14



God Made Us to Wonder at His Love

Introduction

Bible Look Up:
Rom. 5:8

Bible Look Up:
Mary anoints
Jesus

Review
Memory Verse

Activity

Bible Look Up (continued)

Mary anoints Jesus (Mark 14:1-9)

Here is a way we can show our wonder at God's incredible gift. 1 John 3:16 says By this we know love, that he laid down his life for us, and we ought to lay down our lives for the brothers. Just as Jesus gave his life for us, we ought to lay down our lives for one another. Wonder at God's great love for us causes us to show great love to others.

Review Memory Verse

Psalm 27:4 (with hand motions)

One thing (number one sign) • *have I asked of the Lord*, (hands open)

that I will seek after: (hand to forehead over eyebrows as if searching)

that I (point to self)

may dwell in the house (fingers put together making a tent with hands)

of the Lord (point up) • *all the days of my life*, (with one hand make a circular motion away from front of chest)

to gaze upon the beauty (look upward, hands open)

of the Lord (point up)

and to inquire (hand to forehead over eyebrows as if looking for something)

in his temple. (fingers pressed together to make tent with hands)

God made us to wonder at His great love.

We serve a great God. He showed his great love for us by dying for our sin. We can wonder at his generosity in sending Jesus, and wonder at his way of salvation.



Week 12 of 14



God Made Us to Wonder at His Love

Introduction

Bible Look Up:
Rom. 5:8

Bible Look Up:
Mary anoints
Jesus

**Review
Memory Verse**

■ Activity

Activity

When we think of the woman and her beautiful act of pouring ointment on Christ's head, it should cause us to wonder at God's love for us.

Materials needed: baby food jars (one per student), tissue paper, paint brushes, baby oil, cotton balls, baby wipes for clean up

Jars of ointment. *Pass out the jars, tissue paper, and paint brushes. Put some glue in little bowls. Allow them to paint their jars with glue and stick on tissue paper until it is completely covered, with the exception of the lid. They can probably manage to rip up the tissue paper in small pieces by themselves. Pass out little bowls of baby oil. Allow them to dip their cotton balls in the baby oil (carefully) and place them in their jar. (from Kara Jenkins, <http://ministry-to-children.com/anointing-of-jesus-lesson/>)*



The Church is Family Living God's Purposes

3RD - 6TH

14-WEEK Series

Passage

Matthew 6:5-13

Principle

The Lord's prayer reminds us of what the church is, it is God's family living God's purposes.

Introduction

Activity

Bible Look Up:
The Lord's Prayer, pt. 1

Bible Look Up:
Matt. 7:9-11

Bible Look Up:
The Lord's Prayer, pt. 2

Review
Memory Verse

Activity

Introduction

We have learned a lot about how God has created us: God makes us to love Him and each other. He has given us our families to learn about that love. We have learned that God makes each of us unique with talents and abilities that are used to share God's love for others. God also made a beautiful world for us to wonder at and think about.

But what about church? What does church have to do with it? Why are we here on a Sunday? Allow students to answer.

Activity

Show "The Lord's Prayer" video from extras on Episode 7, Module 3.

When you think of family, do you think of your brothers and sisters? How many people are in your family? Allow students to answer. Do you think of the people at church as your family?

The Lord's Prayer reminds us what church is. The church is family living God's purposes. The church is a family because we have one Father, the Lord God. "Our Father in Heaven" is our heavenly father. Isn't it amazing that we call the God of the universe "Dad?" All of these people in your class are your brothers and sisters, including your teacher.



Week 13 of 14



The Church is Family Living God's Purposes

Introduction

Activity

Bible Look Up:
The Lord's Prayer, pt. 1

Bible Look Up:
Matt. 7:9-11

Bible Look Up:
The Lord's Prayer, pt. 2

Review
Memory Verse

Activity

Activity (continued)

Jesus is the king of his kingdom. In this passage in Matthew, He has been talking about His kingdom and how people in his kingdom should act. Because Jesus knew he was going to die for our sins, he took the time to instruct his disciples on how to live as people in his kingdom. He talked about their attitudes, their actions, about God's law, about loving our enemies, giving to the needy. He now teaches his disciples how to pray, he tells them:

Bible Look Up

The Lord's Prayer (Matthew 6:5-13) - part 1

Pray then like this: "Our Father in heaven, hallowed be your name. Your kingdom come, your will be done, on earth as it is in heaven. Give us this day our daily bread, and forgive us our debts, as we also have forgiven our debtors. And lead us not into temptation, but deliver us from evil."

Prompt: What does this tell us about the church?

"Our Father in heaven." God is our heavenly Father. Any person who has put their faith in Christ has God as their heavenly father. We have already learned about God's power, peace, and kindness, we can trust him to be a good father.

"Hallowed be your name." We are speaking to God when we say this, we know he is powerful, and full of lovingkindness, so we can worship Him. We want his name to be regarded as holy and sacred.

"Your kingdom come." We are agreeing that we want God's purposes in our lives and in our world. We want what God wants for the world.

"Thy will be done on earth as it is in Heaven." We want God's will for the world right here and right now. Here is where we have our mission. We pray together to our Father asking that we (God's Church) live into his purposes for the life of the world.



Week 13 of 14



The Church is Family Living God's Purposes

Introduction

Activity

Bible Look Up:
The Lord's Prayer, pt. 1

Bible Look Up:
Matt. 7:9-11

Bible Look Up:
The Lord's Prayer, pt. 2

Review
Memory Verse

Activity

Bible Look Up (continued)

The Lord's Prayer (Matthew 6:5-13) - part 1

"Give us this day our daily bread." What do you think "our daily bread" is? Allow students to answer. Do you think that is something that a Dad would provide? Jesus taught his disciples about what a good father is.

Bible Look Up

Matthew 7:9-11

Or which one of you, if his son asks him for bread, will give him a stone? Or if he asks for a fish, will give him a serpent? If you then, who are evil, know how to give good gifts to your children, how much more will your Father who is in heaven give good things to those who ask him!

We trust that God provides for us. Just as an earthly father is supposed to care for his children, our Heavenly Father wants to take care of us.

Bible Look Up

The Lord's Prayer (Matthew 6:5-13) - part 2

"And forgive us our debts, as we also have forgiven our debtors." We trust that God forgives our sins and helps us forgive others.

"And lead us not into temptation, but deliver us from evil." Since we are exiles (our real home is heaven), we will face hard and painful trials. Jesus reminds us that God is with us and we can lean on Him for help.

Jesus taught us to pray to our Heavenly Father. We can know that our Heavenly Father is available and we know that He can help us here on earth, and He desires to help us here on the earth. He also gave us the church, our brothers and sisters in Christ, so that we can encourage and help one another to love God better, and do His work here on the earth. The Church is family living God's purposes.



Week 13 of 14



The Church is Family Living God's Purposes

Introduction

Activity

Bible Look Up:
The Lord's Prayer, pt. 1

Bible Look Up:
Matt. 7:9-11

Bible Look Up:
The Lord's Prayer, pt. 2

Review Memory Verse

Activity

Review Memory Verse

Revelation 21:3-4 *And I heard a loud voice from the throne saying, "Behold, the dwelling place of God is with man. He will dwell with them, and they will be his people, and God himself will be with them as their God. He will wipe away every tear from their eyes, and death shall be no more, neither shall there be mourning, nor crying, nor pain anymore, for the former things have passed away."*

God's dwelling place is with his people both now and in the kingdom to come. God sent his Son as the payment for our sin. He has been preparing the way through all of time for his kingdom. The church is family to one another, and God uses us to live God's purposes in the world.

How can we show the world what it looks like to be a family in the Church? Allow answers. For example: help each other, be kind to others that are visiting church for the first time, encourage each other during the week, get along in class, etc.

What can we do this week to encourage our brothers and sisters?

Activity

Write letters to people in the church.

Materials needed: paper and pens or pencils.

Directions: Children should write letters to fellow "brothers and sisters" in the church. Remember, all who are involved in the church are a part of the body, not just those who are ministering. This would be a great time to minister to the Shut-ins, those who are part of the church, but cannot make it to regular services.



The Church is Family Living God's Purposes

3RD - 6TH

14-WEEK Series

Passage

Revelation 21:1-5

Principle

As God's people, we are living the memory of Christ (anamnesis) and the "not yet now" (prolepsis). Though we know the ending to God's story, we exist to help us to live God's kingdom here on earth.

Vocabulary

Illustration

Bible Look Up:
Rev. 21:1-5

Review
Memory Verse

Activity

Vocabulary

So far we have learned that we are exiles in this world, that our true home is with God in heaven. But God hasn't left us here on earth to just "scrape by" on our own. God gave us families, his commands and order, love, and wonder. He also gives us the church on earth to help us live God's Kingdom here on earth.

Let's talk about two difficult words:

Anamnesis (an-am-nee-sis): remembering or recalling to mind God's saving deeds

Prolepsis (pro-lep-sis): the representation or assumption of a future act or development as if presently existing or accomplished

Do those words make sense to you?



Week 14 of 14



The Church is the People of God Living in the Kingdom Now

Vocabulary

Illustration

Bible Look Up:
Rev. 21:1-5

Review
Memory Verse

Activity

Vocabulary (continued)

Prompt: Watch "Anamnesis and Prolepsis" on the FLOW Extras disk, Episode 7, Module 2

The present is the yet to be,
Unwrapped and Gifted mystery,
Of future days that all can see unfolding in the now.
What in the future, by and by
Is present now will testify
Amen, I say the Groom is nigh
And coming not yet now, not yet now.

Does this song help you understand more?

Illustration

It is like a book: If I began a book and only read to page two, would you know the end of the story? How about the middle? No, but we know the book has a middle and an end. The book has a past, present, and future. What has happened until page two, you know. What is happening in the present you are learning. What is happening in the future, this is mysterious. But the whole story is available to you right now!

This is Prolepsis: the not yet now!

Prompt: Do you have a book that you can read over and over? Do you have a movie you can watch again and again? Why do you enjoy entering into a story if you already know the end? Allow students to answer.

Last week we learned about what the Church is. The Lord's Prayer shows us that the Church is family living God's purposes. We pray to "Our Father in Heaven" and pray that His kingdom will come. We look into the future and want Jesus to be King and return to earth and make



Week 14 of 14



The Church is the People of God Living in the Kingdom Now

Vocabulary

Illustration

Bible Look Up:
Rev. 21:1-5

Review
Memory Verse

Activity

Illustration (continued)

everything right. But at the same time, we are praying to live right now as if the Kingdom were here - right now. We want to serve, and love, and give like Jesus did so that others will get a peek at Jesus' kingdom. This is another definition of Church: the Church is the people of God living the kingdom now.

What is the kingdom like? John, Jesus' disciple had a vision (wide awake dream) of Jesus' other kingdom. Although John was in prison for being a follower of Christ, he wrote the book of Revelation. A revealing of the Kingdom to come.

Bible Look Up Revelation 21:1-5

Then I saw a new heaven and a new earth, for the first heaven and the first earth had passed away, and the sea was no more. And I saw the holy city, new Jerusalem, coming down out of heaven from God, prepared as a bride adorned for her husband. And I heard a loud voice from the throne saying, 'Behold, the dwelling place of God is with man. He will dwell with them, and they will be his people, and God himself will be with them as their God. He will wipe away every tear from their eyes, and death shall be no more, neither shall there be mourning, nor crying, nor pain anymore, for the former things have passed away.' And he who was seated on the throne said, "Behold, I am making all things new." Also he said "Write this down for these words are trustworthy and true."

What is it like to live in Jesus' kingdom? Allow students to answer. And God will live with us! **Can you think of any other times when God lived with us?** There were two times:



Week 14 of 14



The Church is the People of God Living in the Kingdom Now

Vocabulary

Illustration

Bible Look Up:
Rev. 21:1-5

Review
Memory Verse

Activity

Bible Look Up (continued)

Revelation 21:1-5

1. In the beginning...yes, way back at the beginning of the world in the Garden of Eden, God dwelt with men and fellowshiped with Adam and Eve. When they chose to disobey God and take something that wasn't there, sin broke our relationship with God. But God promised that he would restore our relationship with Him.

2. When Jesus walked on the earth, that meant God lived with his people for a time again! **What do you think it would have been like to live on earth with Jesus?** Wherever Jesus went He healed people, and fed them, He made them whole again. The people who were around Jesus literally rubbed against his kingdom and didn't even know it. When we read about Jesus in the Bible, we get to see what His kingdom is and what it will be.

Jesus' death on the cross, and his resurrection opened up His kingdom to us. As followers of Jesus, we live His kingdom now and we look forward to the coming of His kingdom again. Because we have this hopeful future to live into, Jesus calls us to live our lives like he did - to love God and one another, to serve others with the talents and abilities God has given us, and to offer our lives as a gift for the life of the world.

The Church is God's People Living in the Kingdom now.

Review Memory Verse

Revelation 21:3-4 *And I heard a loud voice from the throne saying, "Behold, the dwelling place of God is with man. He will dwell with them, and they will be his people, and God himself will be with them as their God. He will wipe away every tear from their eyes, and death shall be no more, neither shall there be mourning, nor crying, nor pain anymore, for the former things have passed away."*

continued »



Week 14 of 14



The Church is the People of God Living in the Kingdom Now

Vocabulary

Illustration

Bible Look Up:
Rev. 21:1-5

Review
Memory Verse

Activity

Review Memory Verse (cont'd)

Revelation 21:3-4 (with hand motions)

And I heard a loud voice from the throne saying, (hands behind ears as if listening)

“Behold, the dwelling place of God is with man. (hands like a tent)

He will dwell with them, and they will be his people (start with hands far apart and bring them together as in prayer)

and God himself will be with them as their God. (point to the sky)

He will wipe away every tear from their eyes (hand to corner of eyes)

And death shall be no more (ASL sign for “die” - start with right palm down and left palm up, turn hands over so right palm faces up and left palm faces down)

neither shall there be mourning, nor crying, nor pain anymore, (ASL sign for “none” - hands at chest in an “O” shape, move hands slightly out and apart)

for the former things have passed away. (Pass hands in fists move them past each other, Away – right hand down and out as if shooing something away.



Week 14 of 14



The Church is the People of God Living in the Kingdom Now

Vocabulary

Illustration

Bible Look Up:
Rev. 21:1-5

Review
Memory Verse

■ Activity

Activity

Focus on the concept of living in God's Kingdom now through our gifts and talents.

Prolepsis Plant

Materials needed: Solo or Styrofoam cups (one for each child), Potting Soil, Bean seeds, Water, picture book to read

An acorn is an acorn but contains all of the things needed to become an oak tree. The acorn is an oak tree already in potentiality, but not yet in reality. Just the same way, we are living God's kingdom already, but not yet. Today we are going to plant a bean plant.

Hold up a seed.

This is a bean plant, it contains all of the necessary things to become a bean plant, but it is also not yet a bean plant. Let's put it in these containers with some soil, and water them, we will then have a bean plant. We will call it our Prolepsis Plant.